

DECLASSIFIED

OPNAV

81

ALLOWANCES and LOCATION of NAVY AIRCRAFT



DECLASSIFIED

*by authority of Op-51 on
4 April 1975 by Blanche Snyder
Op-511*

OPNAV NOTICE P03110

31 MARCH 1960

DEPARTMENT OF THE NAVY
OFFICE OF THE CHIEF OF NAVAL OPERATIONS

DECLASSIFIED

DEPARTMENT OF THE NAVY
OFFICE OF THE CHIEF OF NAVAL OPERATIONS
WASHINGTON 25, D. C.

OPNAV P03110
Op-502D
Ser 02521P50
12 May 1960

CONFIDENTIAL

OPNAV NOTICE P03110

From: Chief of Naval Operations
To: Distribution List

Subj: Allowance and Location of Navy Aircraft (U)

1. Purpose.

a. To indicate the following by units:

- (1) The operating aircraft allowances (Table 1).
- (2) The actual on hand aircraft inventories (Table 2), as of 31 March 1960.
- (3) The planned assignments of operating aircraft (Table 2).

b. To show the actual on hand program and non-program aircraft inventory in various forms (Section II), as of 31 March 1960.

2. General Instructions.

a. This Notice establishes unit operating allowances of the Naval Aircraft Program within each major operating command. The allocation of naval aircraft by model (i.e. operating and operational pool) is reflected in OPNAV INSTRUCTION 03110.1, "U. S. Naval Aircraft Program" (Gray Book), which establishes the operating and operational pool allocations for major operating commands in accordance with the approved planning factors and available inventory. In those instances where apparent inconsistencies between operating allowances and allocations occur, the "U. S. Naval Aircraft Program" shall be the controlling instruction, since it represents the planned implementation of aircraft programs which Congress approved and provided funds for. Actual on hand aircraft inventories are developed by the Navy Aircraft Accounting System, OPNAV INSTRUCTION 5442.2. The Naval Air Reserve Training Command as shown herein, has been established as a major command for aircraft logistics purposes only.

b. If the allowances as set forth are not deemed suitable for the mission which an activity or command has to support, the Chief of Naval Operations will consider recommendations for changes in types and allowances of aircraft. However, any requests for such changes that would result in an increase in a major command's total aircraft operating allowance should contain that command's recommendation for a compensatory reduction.

c. Major operating commands are authorized to shift operating assignments (Table 2) from one unit to another on a temporary basis; however, if it is expected that this shift will exceed three (3) months, the Chief of Naval Operations shall be requested to change the authorized operating allowance (Table 1).

d. Specific assignment of aircraft to individual officers is prohibited by the Secretary of the Navy. Aircraft for shore based activities not listed in Table 1 are provided within the allowances of Naval Air Bases, the Naval Air Reserve Training Command, the Naval Air Training Command, and the Bureau of Naval Weapons (Research, Development, Test and Evaluation).

e. Types, classes and models of aircraft listed herein are in conformance with BUAER INSTRUCTION 05030.4 of 23 September 1959.

f. Planned operating levels of target drones (capable of carrying a pilot) are contained in OPNAV INSTRUCTION 03110.1 (U. S. Naval Aircraft Program).

DECLASSIFIED

OPNAVNOTE P03110

12 May 1960

3. Classification. The security classification of this publication and all previous editions thereof is automatically downgraded from Confidential to Unclassified five (5) years after the date of issue on the letter of promulgation. This action is in accordance with Section 3, Ch 4 of OPNAV INSTRUCTION 5510.1B. Upon downgrading, this publication will be marked "FOR OFFICIAL USE ONLY."

4. Cancellation. This Notice is cancelled and may be destroyed by burning when the next issue is received. No report of destruction is necessary. For record purposes cancel 31 August 1960.

F. Massey
F. MASSEY
By direction

DISTRIBUTION LIST:

SecDef(Comptroller)Budget (1)
COFS, USAF, (Attn: AFXPR-AM) Rm: 4E1029, Pentagon (1)
Record and Research Branch, J-3, The Joint Staff, Pentagon (2)
Transportation Division, Operations Branch, J-4, The Joint Staff, Pentagon (1)
Director, Weapons Systems Evaluation Group, Room 1E880, Pentagon, Washington 25, D.C. (1)
Security Control Officer, Federal Aviation Agency, Bureau of Research & Development, Washington 25, D. C. (1)
U. S. Naval Aviation Engineering Service Unit, Attn: Code 135, Washington 25, D. C. (1)
Classified Material Office, Marine Barracks, Attn: Aviation Unit, Washington 3, D. C. (1)
Bureau of Budget, Military Division, Executive Office, 17th and Pennsylvania, Wash., D.C. (1)
General Accounting Office, Defense Accounting and Audit Division, Navy Audit Group, Munitions Building, Washington 25, D. C. (1)
Naval Aide to the President, The White House, Washington, D. C. (1)
Office of Executive Director, Johns Hopkins University, Operations Research Office, Washington 14, D. C. (1)
U. S. Army War College Library, Carlisle Barracks, Pennsylvania (1)
Superintendent, U. S. Naval Postgraduate School, Monterey, California (1)
Program Director, Courtney and Company, 1711 Walnut Street, Philadelphia 3, Pa. (1)
Commandant, Armed Forces Staff College, Norfolk 11, Virginia
Naval Air Material Center Aeronautical Structures Laboratory, Philadelphia 12, Pa.

OPNAV:

Op-001	(1)	Op-05F	(1)	Op-50C	(2)	Op-561C	(3)
Op-008	(1)	Op-33	(5)	Op-501	(25)	Op-74	(3)
Op-09	(1)	Op-34	(2)	Op-502D	(25)	Op-704	(1)
Op-09D	(1)	Op-345	(1)	Op-505	(2)	CNO FLAGPLOT	(1)
Op-92	(6)	Op-346	(1)	Op-506	(1)		
Op-100P2	(1)	Op-402	(1)	Op-507	(3)		
Op-05	(3)	Op-41	(1)	Op-52	(4)		
Op-05A	(1)	Op-50	(1)	Op-53	(3)		

DECLASSIFIED

~~CONFIDENTIAL~~
OPNAVNOTE P03110
12 May 1960

PART I SNDL:

21 (3)
22 (3) (COMSEVENTHFLT only)
23A (1) (COMNAVPAC, COMNAVFORWESTCOMADRGN only)
23B (1) (COMTAIWANPATFOR, COMASDEFORLANT, COMSOLANT only)
24A (1) (COMAIRPAC (15) COMAIRLANT (11))
24B (2) (COMPHIBLANT only)
24F (3)
24H (2) (Less COMFLTRAPAC)
26CC (1)
27C (1) (Less COMWESTSEAFRON)
28A (1) (COMCARDIV's 1, 2, 5, 17, 18, 19 only)
29H (1) (CVA's 16, 31, 34, 42 only)
42A (2) (COMFAIRSOWESTPAC, COMFAIRJAX, COMFAIRHAW, COMFAIRWHIDBEY only) ALAMEDA(4))
42B (1) (COMFAIRWING ONE (1) COMFAIRWINDSLANT (2))
42EE (1)
42H (1)
46A (2)
46B (3)
46C1 (1) (MAG's 12, 15, 26, 32, 33 only)
46D1 (1) (MARFITRON's 323, 451 only)
46D2 (1) (MARATKRON 331 only)
50B (1) (CINC SAC only)
50D (2) (COMNAVFORCONAD only)

PART II SNDL:

A2A NavCompt (2)
A5 BUWEPS (104)
BUPERS PERS-11a (10)
BUWEPS (Attn: AER-PD-41) (1)
F2 (1) (ND's 6, 9, 10, 12 only)
F14 (3)
W1A (2) (Less Atlanta, Glynco, Dallas, Grosse Ile, Agana, Pax Riv, Whidbey, Quantanamo Bay, Los Alamitos, Minneapolis, Point Mugu, South Weymouth)
W1A (3) (Pax Riv Whidbey only)
W1B (1) (Less Chula Vista, Milton, Fort Isabel)
W1C (1) (NAF Litchfield Park only)
W1E (1)
W1G (1) (Less Santa Ana)
W1H (1) (Roosevelt Roads only)
W1J (1)
W2A (2) (NAB's 1, 5, 12, 13, 14 only)
W2B (1) (Less El Toro Santa Ana)
W3A (2)
W3B (2)
W3E (4)
W3F (1)
W4A (1) (Jacksonville only)
W6A (1) (Central District only)
W6B (1) (BUWEPS Rep El Segundo, Buffalo, Burbank, Columbus only)
W7E (1)
W7K (1)
W8A (1)
W8B (1)
W10A (6)
W10B (1)
W11A (1) (Crane Indiana only)
W12A (1) (Eastern District only)
J95 (2)
M46 (2)
M61 (10)

DECLASSIFIED

~~CONFIDENTIAL~~

TABLE OF CONTENTS

SECTION I

STATUS CODES 6
ABBREVIATIONS 7
TABLE I PROGRAM OPERATING ALLOWANCES 8
TABLE 2 LOCATION OF TOTAL PROGRAM AND NON-PROGRAM AIRCRAFT INVENTORY 17
TABLE 3 PROGRAM INVENTORY BY STATUS AND PLANNED OPERATING ASSIGNMENTS 43
TABLE 4 TOTAL PROGRAM AND NON-PROGRAM AIRCRAFT INVENTORY BY LOCATION AND ORGANIZATIONAL UNIT 64

GENERAL

The Navy Program aircraft inventory is presented herein in three arrangements:

TABLE 2 is by type of reporting custodian within each command showing, for each unit and model of aircraft, location, authorized operating allowance, and actual inventory.

TABLE 3 is a summary of the actual operating inventory by major commands for each class, configuration and model in the program.

TABLE 4 is in alphabetic order of geographic location except that carriers and other ships are listed first showing for each location the "reporting custodians" or "unit" based there, the total aircraft in custody of each, and a code designation of their respective "command". The column headed Command contains their code designations, which are translated as follows:

- 11.....LANT.....Atlantic Fleet (Navy)
- 19.....LANT.....Atlantic Fleet (Marine Corps)

- 21.....PAC.....Pacific Fleet (Navy)
- 29.....PAC.....Pacific Fleet (Marine Corps)

- 31.....NABS.....Naval Air Bases (Navy)
- 39.....NABS.....Naval Air Bases (Marine Corps)

- 41.....NABTC.....Naval Air Basic Training Command
- 43.....NAATC.....Naval Air Advanced Training Command
- 44.....NATTC.....Naval Air Technical Training Command

- 50.....NART.....Naval Air Reserve Training Command

- 70.....RDT&E.....Research, Development, Test & Evaluation

- 88.....BUWEPS.....Fleet Readiness, BUWEPS

The above classifications are for logistic purposes and statistical convenience and in no way alter any organizational structure or military command established elsewhere by the Navy.

SECTION II

STATUS OF NAVY AIRCRAFT INVENTORY 67

~~CONFIDENTIAL~~

CONFIDENTIAL

DECLASSIFIED

STATUS CODES

Table two of this report includes a column headed "STATUS" which refers to aircraft status code classifications as defined in OPNAV INSTRUCTION NO. 5442.2 For full status code definitions, see reference.

AIRCRAFT STATUS CLASSIFICATIONS		AIRCRAFT STATUS CODES				
THE PROCESS		IF IN THE PROCESS	IF AWAITING THE PROCESS (OR AWAITING TRANSFER ELSEWHERE FOR THE PROCESS)		IF ENROUTE TO THE PROCESS	
			If in operating command	If In BUWEPS	Flight	Surface Transport
<u>OPERATING</u>		A-number, aging in tour, A-letter, not aging in tour	If in operating command	If In BUWEPS		
Primary Use:						
Combat	A1	AJ	B	B if completely ready for issue; B # to indicate material lacking:	C	C9
Combat Services	A2	AK	B		C	C9
Student Pilot Training	A3	AL	B	B1-Airborne Equipment	C	C9
Post-Student Training	A4	AM	B	B2-Armament	C	C9
Crew Training	A5	AN	B	B3-Electronic	C	C9
Individual Proficiency	A6	AO	B	B4-Photographic	C	C9
Transport	A7	AP	B	B5-Power Plant	C	C9
Utility (Including Administrative)	A8	AQ	B		C	C9
Research, Development, Test & Evaluation	A9	AR	B		C	C9
<u>STANDARD REWORK</u>		D-number, in rework D-letter, rework completed except for flight check	If to be reworked where now located	If to be transferred elsewhere for rework		
Overhaul	D1	DA	E1	E6	EJ	EY
Progressive Maintenance-Conversion	D2	DB	E2	E7	EK	EP
Progressive Maintenance	D3	DC	E3	E8	EL	EQ
Overhaul-Conversion	D4	DD	E4	E9	EM	ER
Progressive Aircraft Rework	D5	DE	E5	EE	EN	EV
Airline Maintenance	D9	-	E3	E8	EL	EQ
<u>SPECIAL REWORK</u>			If not in storage and if flyable, H - Number; but if nonflyable, H - Letter. If in storage, M - Number.			
Conversion	G4		H4	HM	-	-
Modification	G5		H5	HN	-	-
Repair	G6		H6	HO	-	-
Modernization	G7		H7	HP	M7	M9
Modernization-Conversion	G8		H8	HO	M8	MQ
<u>STORAGE</u>						
Standard rework required . . . In cans . . .		MW		NX		OX
Standard rework not required . . . Not in cans . . .		MX		NK		OX
Standard rework not required . . . Not in cans . . .		MY		NY		OY
Standard rework not required . . . In cans . . .		MZ		NY		OY
<u>BASIS OF ELIGIBILITY FOR RETIREMENT AND STRIKE</u>						
<u>RETIREMENT AND STRIKE</u>		Category 1 Damage	Category 2 Depreciation	Category 3 Administrative	Category 4 Service Life Ended	
Awaiting decision to strike	Flyable	Q1	P2	P3	P4	
Awaiting strike	Nonflyable		Q2	Q3	Q4	
	Flyable		S2	S3	S4	
	Nonflyable		SK	SL	SM	
MAP . . . No rework involved	In process		R	R	R	
Standard rework involved	In process		RD	RD	RD	
	Awtg., enroute		RE	RE	RE	
Special rework involved	In process		RG	RG	RG	
	Awtg., enroute		RH	RH	RH	
<u>VARIOUS</u>						
Bailment . . . On Contract	T	Contingency Reserve:		If Enroute If Not		
Contract pending	TR	Not stored . . . Flyable		WD	WF	
Loan . . . By the Navy	U	Not stored . . . Nonflyable		WE	WN	
To the Navy	U5	Stored In cans		WA		
Provisionally accepted	V#	Not in cans		WB		
Grounded, Structural	X					
Disposition undetermined	Y					
	Enroute					
	Z					

CONFIDENTIAL

DECLASSIFIED

CONFIDENTIAL

LOCATION OF NAVY AIRCRAFT
ABBREVIATIONS USED IN THIS REPORT
(Excluding "Status" Codes)

AED - Aboard (Name of ship follows)
ARMA - Army Ballistic Missile Agency
ADV - Advance
AES - Aircraft Engineering Squadron
AFB - Air Force Base
ASW - Anti-Submarine Warfare
ATT - Naval Attache
ATU - Advanced Training Unit
AV, AVF - Seaplane Tenders

BWGR - Bureau of Naval Weapons General Representative
BWMR - Bureau of Naval Weapons Maintenance Representative
BWR - Bureau of Naval Weapons Representative
BWRR - Bureau of Naval Weapons Resident Representative
BIS - Board of Inspection and Survey ("I" Prefix)
BUWEPS - Bureau of Naval Weapons

CAA - Civil Aeronautics Authority
CD - Central District
CMEF - Commander of Middle East Forces
CNFE - Commander Naval Far East
CNGER - Commander Naval Forces Germany
CVA - Attack Carrier
CVE - Escort Carrier
CVG - Carrier Air Group
CVL - Light Carrier
CVS - ASW Support Carrier

DET - Detachment
DST - District

FAA - Federal Aviation Agency
F&M - Ferry and Maintenance
FAGU - Fleet Air Gunnery Unit
FAETU - Fleet Airborne Electronics Training Unit
FASRON - Fleet Air Service Squadron
FAWTU - Fleet All Weather Training Unit
FLTACSUPP - Fleet Tactical Support Squadrons
FORAVAHQGRU - Marine Force Aviation Headquarters Group
FR - Fleet Readiness, BUWEPS

GMSRON - Guided Missile Service Squadron

H&HS - Headquarters and Headquarters Squadron
H&MS - Headquarters and Maintenance Squadron
HATU - Heavy Attack Training Unit
HDQTRS - Headquarters
HEDRON - Marine Headquarters Squadron
HMR - Marine Helicopter Transport Squadron
HMX - Marine Helicopter Operational Development Squadron
HS - Helicopter Anti-Submarine Squadron
HTG - Helicopter Training Group
HU - Helicopter Utility Squadron

INM - Inspector of Naval Material

JOC - Joint Operations Center
JTTU - Jet Transitional Training Unit

LANT - Naval Air Force, Atlantic Fleet

MAAG - Military Assistance Advisory Group
MARS - Marine Aircraft Repair Squadron
MARTRAREPLGRU - Marine Training and Replacement Group
MATRON - AEW Barrier Maintenance Squadron
MATS - Military Air Transport Service
MCAF - Marine Corps Air Facility
MCALF - Marine Corps Auxiliary Landing Field
MCAS - Marine Corps Air Station
MINDEFDEVU - Mine Defense Development Unit
MISS - Naval Mission
MTG - Marine Training Group
MMSG - Marine Wing Service Group

NAAS - Naval Auxiliary Air Station
NAATC - Naval Air Advanced Training Command
NAES - Naval Air Bases
NABTC - Naval Air Basic Training Command
NADG - Naval Air Development Center

NADU - Naval Air Development Unit
NAF - Naval Air Facility
NAMC - Naval Air Material Center
NAOTS - Naval Aviation Ordnance Test Station
NART - Naval Air Reserve Training
NARTS - Naval Air Rocket Test Station
NARTU - Naval Air Reserve Training Unit
NAS - Naval Air Station
NASA - National Aeronautics and Space Administration
NASWF - Naval Air Special Weapons Facility
NATC - Naval Air Test Center
NATRA - Naval Air Training
NATECHTRACEN - Naval Air Technical Training Center
NATECHTRAU - Naval Air Technical Training Unit
NATTC - Naval Air Technical Training Command
NATTU - Naval Air Technical Training Unit
NATU - Naval Air Torpedo Unit
NAV - Naval
NAVICOFFSCH - Combat Information Center Officers' School
NLO - Naval Liaison Officer
NOTS - Naval Ordnance Test Station
NPG - Naval Proving Ground
NPU - Naval Parachute Unit
NSAWF - Naval School All Weather Flight
NTDC - Naval Training Device Center

O&R - Overhaul and Repair, BUWEPS FR
ONR - Office of Naval Research

PAC - Naval Air Force, Pacific Fleet
PRNG - Potomac River Naval Command

RDT&E - Research, Development, Test and Evaluation, BUWEPS

SDC - Special Devices Center
SO&ES - Station Operations and Engineering Squadron
SRNC - Severn River Naval Command

TRANS - Transportation

USMC - United States Marine Corps
USN - United States Navy
USNMC - United States Naval Missile Center
USNR - United States Naval Reserve

VA - Attack Squadron
VAAN - Carrier Special Squadron Night
VAH - Heavy Attack or Mining Squadron
VAHM - Mining Squadron
VAP - Photographic Squadron
VAW - Carrier Special Squadrons Air Early Warning
VF - Fighter Squadron
VFAW - Carrier Special Squadron
VFP - Composite Squadron Photographic
VMA - Marine Attack Squadron
VMAT - Marine Attack Training Squadron
VMC - Marine Composite Squadron
VMCJ - Marine Composite Photographic Squadron
VMFAW - Marine All-Weather Fighter Squadron
VMFT - Marine Fighter Training Squadron
VMFTAW - Marine All-Weather Fighter Training Squadron
VMIT - Marine Instrument Training Squadron
VMJ - Marine Photographic Squadron
VMO - Marine Observation Squadron
VMR - Marine Transport Squadron
VP - Patrol Squadron
VQ - Electronic Counter Measures Squadron
VR - Transport Squadron
VS - Anti-Submarine Squadron
VU - Utility Squadron
VN - Air Early Warning Squadron
VX - Air Operational Development Squadron

ZP - Airship Patrol Squadron
ZTG - Airship Training Group
ZN - Barrier Squadron (Contiguous)
ZK - Airship Operational Development Squadron

NOTE: For information as to abbreviations used to designate class, subclass and version of aircraft, see page 68.

CONFIDENTIAL

CONFIDENTIAL

DECLASSIFIED

TABLE 1

PROGRAM OPERATING ALLOWANCES

Table 2 reflects planned aircraft model assignments to meet the allowances shown in Table 1. In instances where the Naval Aircraft Inventory contains insufficient aircraft of the types shown in Table 1, Table 2 will indicate substituted models. The primary operating status code included in Table 1 reflects the primary reason or intent for the operating units having an authorized operating allowance therefor. Where inconsistencies appear between the status codes listed in Table 1 and Table 2, differences will be resolved in favor of those listed in Table 1. Revisions to the authorized allowances listed in Table 1 will be indicated by an appropriate symbol for subsequent periods; however, because of budgetary considerations such revision will normally not appear at intervals of less than four months.

Table with columns: UNIT, LOCATION, CLASS, PRIMARY OPTG. STATUS, OPERATING ALLOWANCES (31 MAR 1960, 30 JUN 1960, 30 SEP 1960, 31 DEC 1960), UNIT, LOCATION, CLASS, PRIMARY OPTG. STATUS, OPERATING ALLOWANCES (31 MAR 1960, 30 JUN 1960, 30 SEP 1960, 31 DEC 1960). Rows include categories like FLEET COMBAT UNITS, AIR FORCE ATLANTIC FLEET, CARRIER AIR GROUPS, and various aircraft models and units.

CONFIDENTIAL

DECLASSIFIED

TABLE 1 PROGRAM OPERATING ALLOWANCES

Table with columns for UNIT, LOCATION, CLASS, OPERATING ALLOWANCES (31 MAR 1980, 30 JUN 1980, 30 SEP 1980, 31 DEC 1980), and similar columns for the right half of the table.

CONFIDENTIAL

CONFIDENTIAL

DECLASSIFIED

TABLE I PROGRAM OPERATING ALLOWANCES

Table with columns: UNIT, LOCATION, CLASS, PRIMARY OPTG. STATUS, OPERATING ALLOWANCES (31 MAR 1960, 30 JUN 1960, 30 SEP 1960, 31 DEC 1960), and similar columns for the right half of the table.

CONFIDENTIAL

DECLASSIFIED

TABLE 1

PROGRAM OPERATING ALLOWANCES

UNIT	LOCATION	CLASS	PRI-MARY OPTG. STATUS	OPERATING ALLOWANCES				UNIT	LOCATION	CLASS	PRI-MARY OPTG. STATUS	OPERATING ALLOWANCES			
				31 MAR 1960	30 JUN 1960	30 SEP 1960	31 DEC 1960					31 MAR 1960	30 JUN 1960	30 SEP 1960	31 DEC 1960
MARINE ATTACK SQDNS				FLEET BASES OVERSEAS											
VMA 121	ABD BRETON	VA DAY JET	A1	20	20	20	20	NAS	AGANA	VR H	A2	1	1	1	1
VMA 211	IWAKUNI	VA DAY JET	A1	20	20	20	20			VU SAR	A2	3	3	3	3
VMA 212	KANEOME	VA DAY JET	A1	20	20	20	20			VT ME	A6	1	1	1	1
VMA 214	KANEOME	VA DAY JET	A1	20	20	20	20	NAS	ATSUGI	HU	A2	2	2	2	2
VMA 223	EL TORO	VA DAY JET	A1	20	20	20	20			VR M	A2	1	1	1	1
VMA 311	EL TORO	VA DAY JET	A1	20	20	20	20			VT JET	A2	7	7	7	7
VMA 324	IWAKUNI	VA DAY JET	A1							VT ME	A6	7	7	7	7
VMA 332	IWAKUNI	VA DAY JET	A1	20	20	20	20	NAS CUBI PNT	CUBI PNT	HU	A2	2	2	2	2
MARINE COMPOSITE PHOTOGRAPHIC SQDNS				NAS CUBI PNT CUBI PNT											
VMCJ 1	IWAKUNI	VF P JET	A1	6	6	6	6			VU SAR	A2	1	1	1	1
VMCJ 3	EL TORO	VF P JET	A1	12	12	12	12	NAF	NAHA	VT ME	A6	2	2	2	2
		VF Q JET	A1	9	9	9	9	NAF	OPPAMA	VU SAR	A2	3	3	3	3
			A1	9	9	9	9	NAVSTA	SANGLEY PNT	VR H	A2	1	1	1	1
MARINE TRANSPORT SQDNS				NAVSTA SANGLEY PNT											
VMR 253	IWAKUNI	VR H	A2	8	8	8	8	COMSEVENTHFLT	TAIWAN	VR M	A2	2	2	2	2
VMR 352	EL TORO	VR H	A2	10	10	10	9			VT ME	A6	1	1	1	1
		VR M	A2	5	5	5	5	COMNAVFORJAPAN	YOKOSUKA	VR M	A2	1	1	1	1
		VG	A2				1	COMNAVFORKOREA	SEOUL	VT ME	A6	2	2	2	2
			A2					FL AIR DET	IWAKUNI	VU SAR	A2	1	1	1	1
										VT ME	A6	2	2	2	2
MARINE HELICOPTER TRANSPORT SQDNS				FOURTEENTH NAVAL DISTRICT											
HMRL 161	KANEOME	HR L	A1	20	20	20	20	NAVSTA 14 ND	KWAJALEIN	VU SAR	A2	5	5	5	5
HMRL 163	SANTA ANA	HR L	A1	20	20	21	21	NAS 14 NAVDST	BARBERS PNT	VR H	A2	1	1	1	1
HMRL 261	FUTEMA	HR L	A1	24	24	24	24			VR M	A2	1	1	1	1
HMRL 361	SANTA ANA	HR L	A1	20	20	20	20			VT JET	A6	4	4	4	4
HMRL 362	SUKIRON	HR L	A1	24	24	23	21			VT ME	A6	4	4	3	3
HMRL 363	EL TORO	HR L	A1	20	20	20	20			HU	A2	2	2	2	2
HMRL 462	SANTA ANA	HR M	A1	17	17	17	4	NAVSTA 14 ND	MIDWAY	VU SAR	A2	3	3	3	3
MARINE OBSERVATION SQDNS				NAVSTA 14 ND MIDWAY											
VMO 2	SUKIRON	VO	A1	12	12	12	12			HU	A2	1	1	1	1
VMO 6	CAMP PENDLET	VO	A1	12	12	12	12	SEVENTEENTH NAVAL DISTRICT							
		HO	A1	12	12	12	12	NAVSTA 17 ND	ADAK	VU SAR	A2	2	2	2	2
		HO	A1	12	12	12	12	NAVSTA 17 ND	KODIAK	VR H	A2	2	2	2	2
			A1	12	12	12	12			VU SAR	A2				
DIRECT FLEET SUPPORT UNITS OPERATIONAL DEVELOPMENT SQDNS				CV AND AV UTILITY AIRCRAFT											
VX 4	POINT MUGU	VF AW JET	A9	6	6	6	6	CVA 61 RANGER	ALAMEDA	VR C	A2	1	1	1	1
		VA DAY JET	A9	2	2	2	2	CVA 31 RICHARD	ALAMEDA	VR C	A2	1	1	1	1
		VT JET	A6	1	1	1	1	CVS 33 KERSRGE	LONG BEACH	VR C	A2	1	1	1	1
		VT ME	A6	1	1	1	1	CVS 12 HORNET	BREMERTON	VR C	A2	1	1	1	1
VX 5	CHINA LAKE	VA DAY JET	A9	7	7	7	7	CVS 20 BENNING	SAN DIEGO	VR C	A2	1	1	1	1
		VA H JET	A9	1	1	1	1	CVS 10 YORKTWN	BREMERTON	VR C	A2	1	1	1	1
		VT JET	A6	1	1	1	1	CVA 14 TONORRA	ALAMEDA	VR C	A2	1	1	1	1
		VT ME	A6	1	1	1	1	CVA 16 LEXIGTN	LOS ANGELES	VR C	A2	1	1	1	1
			A6	1	1	1	1	CVA 19 HANCOCK	SAN DIEGO	VR C	A2	1	1	1	1
								CVA 34 ORISKNY	ALAMEDA	VR C	A2	1	1	1	1
								CVA 41 MIDWAY	ALAMEDA	VR C	A2	1	1	1	1
								CVA 43 CRL SEA		VR C	A2	1	1	1	1
FLEET AIRCRAFT SERVICE SQDNS				MARINE AIR FMF & FORCE AVIATION HOTRS SQDN											
FASRON 4	NORTH ISLAND	VR M	A8	1	1			HHS AFMFPAC	EL TORO	VR H	A2	1	1	1	1
		VT JET	A6	8	8					VR M	A2	2	2	2	2
		VT ME	A6	5	5					VT JET	A6	2	2	2	2
FASRON 12	MIRAMAR	VT JET	A6	3	3					VT ME	A6	1	1	1	1
FASRON 114	KODIAK	VU SAR	A2	1	1			MARINE FLEET TRAINING SQDNS							
FASRON 117	BARBERS PNT	VT JET	A6	3	3			VMT 2	EL TORO	VT JET	A4	20	20	20	20
		VT ME	A6	5	5			FLT BASES OVERSEAS USMC							
								MCAS 14 ND	KANEOME	VR M	A2	1	1	1	1
										VT JET	A6	2	2	2	2
										VT ME	A6	2	2	2	2
										HU	A2	2	2	2	2
										VT ME	A6	2	2	2	2
								INDIRECT FLEET SUPPORT UNITS							
								NAVAL ATTACHES AND MISSIONS PAC							
VU 1	BARBERS PNT	VF D JET	A8	4	4	4	4	ATT DJAKARTA	JAVA	VR M	A8	1	1	1	1
		VU TOW	A8	1	1	1	1	ATT MELBOURNE	AUSTRALIA	VR M	A8	1	1	1	1
		VT ME P	A8	1	1	1	1	MAAG BANGKOK	THAILAND	VT ME	A8	1	1	1	1
VU 3	BROWN FIELD	VF D JET	A8	6	6	4	4	MAAG SAIGON	VIETNAM	VR M	A8	1	1	1	1
		VP LD	A8	1	1	1	1	MAAG TSO YING	TAIWAN	VR M	A8	1	1	1	1
		VU TOW D	A8	3	3	3	3								
		VT D	A8	3	3										
VU 5	ATSUGI	VF DAY JET	A8	5	5	5	5								
		VF D JET	A8	4	4	4	4								
		VP LD	A8	1	1	1	1								
		VU TOW	A8	4	4	4	4								
		VT ME P	A8	2	2	2	2								
		HU	A8	2	2	2	2								
VU 7	BROWN FIELD	VF DAY JET	A8	12	12	15	15								
		VR M	A8	1	1	1	1								
		VU TOW	A8	10	10	10	10								
		VT ME P	A8	1	1	1	1								

CONFIDENTIAL

DECLASSIFIED

TABLE I

PROGRAM OPERATING ALLOWANCES

UNIT	LOCATION	CLASS	PRI-MARY OPTG. STATUS	OPERATING ALLOWANCES				UNIT	LOCATION	CLASS	PRI-MARY OPTG. STATUS	OPERATING ALLOWANCES										
				31 MAR 1960	30 JUN 1960	30 SEP 1960	31 DEC 1960					31 MAR 1960	30 JUN 1960	30 SEP 1960	31 DEC 1960							
NAVAL AIR BASES												NAF 11 NAV DST	CHINA LAKE	HU	A8	1	1	1	1	1		
MARINE HELICOPTER DEVELOPMENT SQDN												NAS 11 NAV DST	NORTH ISLAND	VR M	A8	4	4	5	5	5		
FIRST NAVAL DISTRICT														VT JET	A6	3	3	11	11			
NAS 1 NAV DST	QUONSET PNT	VR M	A8	2	2	2	2			VT SE	A6	5	5	10	10							
		VR C	A2	2	2	2	2			VT ME	A6	2	2	2	2							
		VU SAR	A8	1	1	1	1			VR M	A8	1	1	1	1							
		VT JET	A6	6	6	6	6			VT ME	A6	1	1	1	1							
		VT ME P	A6	11	11	11	11			VR M	A8	1	1	1	1							
		HU	A8	1	1	1	1			VT JET	A6	3	6	6	6							
NAS 1 NAV DST	BRUNSWICK	VR M	A8	3	3	3	3			VT ME	A6	2	2	2	2							
		VU SAR	A8	1	1	1	1			HU	A8	1	1	1	1							
		VT ME	A6	1	1	1	1			NAS 11 NAV DST	POINT MUGU	VT JET	A6	3	3	3	3					
		HU	A8	1	1	1	1					VT ME	A6	5	5	5	5					
NADU	SO WEYMOUTH	VT ME	A6	1	1	1	1			NMF	PNT ARGUELLO	HU	2	2	2	2						
												VT JET	A6	1	1	1	1					
THIRD NAVAL DISTRICT												NAAS 11 NAVDST	BROWN FIELD	VT ME	A6	1	1	1	1	1		
NTDC	PORT WASHNGT	VT ME	A6	1	1	1	1			NAAS 11 NAVDST	REAM FLD	VT ME	A6	1	1	1	1					
FOURTH NAVAL DISTRICT												TWELFTH NAVAL DISTRICT										
NAS 4 NAV DST	JOHNSVILLE	VR M	A8	1	1	1	1			NAS 12 NAV DST	ALAMEDA	VR H	A8	1	1	1	1					
		VT ME	A6	5	5	5	5					VR M	A8	3	3	3	3					
NAS 4 NAV DST	LAKEHURST	VR M	A8	1	1	1	1					VR C	A2	4	4	4	4					
		VT ME	A6	2	2	2	2					VU SAR	A8	7	7	7	7					
FIFTH NAVAL DISTRICT														VT JET	A6	7	7	7	7			
NAS 5 NAV DST	NORFOLK	VR M	A8			1	1					VT ME P	A6	1	1	1	1					
		VR H	A8			1	1					HU	A8	1	1	1	1					
		VR M	A8	3	3	9	9			NAAS 12 NAVDST	FALLON	VR H	A8	1	1	1	1					
		VR C	A2	1	1	6	6					VT JET	A6	2	2	2	2					
		VU SAR	A8			1	1			NAS 12 NAV DST	MOFFETT FLD	VR C	A2	1	1	1	1					
		VT ME	A6	6	6	16	16					VT JET	A6	2	2	2	2					
		VT ME P	A6	1	1	1	1					VT ME	A6	5	5	5	5					
		VT SE	A6	6	6	6	6			NAF 12 NAVDST	MONTEREY	HU	A8	2	2	2	2					
NAS 5 NAV DST	OCEANA	VR M	A8	2	2	2	2					VA DAY	A4	3	3	3	3					
		VT JET	A6	7	7	8	8					VT ME	A6	28	28	28	28					
		VT ME	A6	4	4	4	4					VT SE	A6	11	11	11	11					
		HU	A8	2	2	2	2					HU NAV	A4	1	1	1	1					
SIXTH NAVAL DISTRICT														HU	A8	1	1	1	1			
NAS 6 NAV DST	JACKSONVILLE	VR M	A8	4	4	4	4			THIRTEENTH NAVAL DISTRICT												
		VR C	A2	3	3	3	3			NAS 13 NAV DST	WHDBY ISLAND	VR H	A2	1	1	1	1					
		VU SAR	A8	1	1	1	1					VR M	A8	3	3	3	3					
		VT JET	A6	6	6	6	6					VR C	A2	1	1	1	1					
		VT ME	A6	7	7	7	7					VU SAR	A8	1	1	1	1					
NAS 6 NAV DST	KEY WEST	HU	A8	3	3	3	3					VT JET	A6	2	2	2	2					
		VR H	A8	1	1	1	1					VT ME	A6	2	2	2	2					
		VR M	A8	1	1	1	1					VT ME P	A8	1	1	1	1					
		VU SAR	A8	1	1	1	1					HU	A8	2	2	2	2					
		VT JET	A6	2	2	2	2															
		VT ME	A6	1	1	1	1			POTOMAC RIVER NAVAL COMMAND												
		HU	A8	1	1	1	1			NAS ANACOSTIA	ANACOSTIA	VR H	A8	2	2	2	2					
NAS 6 NAV DST	SANFORD	HU	A8	1	1	1	1					VR M	A8	6	6	6	6					
		VR M	A8	1	1	1	1					VT JET	A6	6	6	19	19					
		VT JET	A6	1	1	1	1					VT ME	A6	44	44	44	44					
		VT ME	A6	1	1	1	1					VT ME P	A8	2	2	2	2					
NAS 6 NAV DST	CECIL FIELD	HU	A8	1	1	1	1					VT SE	A6	11	11	11	11					
		VR M	A8	1	1	1	1			NAS PTXNT RIV	PTXNT RIVER	VR M	A8	1	1	1	1					
		VT JET	A6	2	2	2	2					VR M	A8	1	1	1	1					
		VT ME	A6	1	1	1	1					VU SAR	A8	1	1	1	1					
		HU	A8	1	1	1	1					VT JET	A6	8	8	4	4					
NASWF	KIRTLAND AFB	VR M	A8	1	1	1	1					VT ME	A6	3	3	3	3					
NINTH NAVAL DISTRICT														HU	A8	1	1	1	1			
COMNAVCONAD	COLORADO SPR	VR M	A8	2	2	2	2			SEVERN RIVER NAVAL COMMAND												
		VT JET	A6	2	2	2	2			NAF ANNAPOLIS	ANNAPOLIS	VU SAR	A6	8	8	8	8					
NAVCRUIT STA	DENVER	VT ME	A6	2	2	2	2					HU	A8	1	1	1	1					
ELEVENTH NAVAL DISTRICT												BUWEP INSPECTORAND REPRESENTATIVES										
PAC MISSLE RNG	POINT MUGU	VF P JET	A9	1	1	1	1			BWGR GEN DIST	DAYTON	VR M	A8	1	1	1	1					
		VF D JET	A9	6	6	6	6					VT ME	A6	2	2	2	2					
		VA Q	A9	2	2	2	2			BWGR WSTRN DST	EL SEGUNDO	VR M	A8	1	1	1	1					
		VS	A9	2	2	2	2					VT ME	A8	1	1	1	1					
		VP LD	A9	1	1	1	1					VT ME	A8	1	1	1	1					
		VN	A9	3	3	3	3					VT ME	A8	1	1	1	1					
		VR H	A9	4	4	4	4			BWR BALTIMORE	BALTIMORE	VT ME	A8	1	1	1	1					
		VR M	A9	1	1	1	1					VT ME	A6	1	1	1	1					
		VT D JET	A9	2	2	2	2			BWR BUFFALO	BUFFALO	VT ME	A8	1	1	1	1					
		VT KD JET	A9	1	1	1	1					VT ME	A8	1	1	1	1					
		VT ME P	A8	1	1	1	1			BWR BURBANK	BURBANK	VT ME	A8	1	1	1	1					
		VT D	A9	2	2	2	2					VT ME	A6	2	2	2	2					
		HU	A9	5	5	7	7			BWR COLUMBUS	COLUMBUS	VT ME	A6	2	2	2	2					
										BWR EST HRTFRD	EST HARTFORD	VT ME	A8	1	1	1	1					
										BWR EL SEGUNDO	EL SEGUNDO	VT ME	A8	1	1	1	1					
										BWR ST LOUIS	ST LOUIS	VT ME	A8	1	1	1	1					
										BWR TETERBORO	TETERBORO	VT ME	A8	1	1	1	1					
										AVIONICS FHC	INDANAPOLIS	VT ME	A8	1	1	1	1					

CONFIDENTIAL

DECLASSIFIED

TABLE 1 PROGRAM OPERATING ALLOWANCES

UNIT	LOCATION	CLASS	PRI-MARY OPTG. STATUS	OPERATING ALLOWANCES				UNIT	LOCATION	CLASS	PRI-MARY OPTG. STATUS	OPERATING ALLOWANCES			
				31 MAR 1960	30 JUN 1960	30 SEP 1960	31 DEC 1960					31 MAR 1960	30 JUN 1960	30 SEP 1960	31 DEC 1960
NAVAL AIR BASES								NAF 11 NAV DST	CHINA LAKE	HU	A8	1	1	1	1
MARINE HELICOPTER DEVELOPMENT SQDN								NAS 11 NAV DST	NORTH ISLAND	VR M	A8	4	4	5	5
FIRST NAVAL DISTRICT										VT JET	A6	3	3	11	11
NAS 1 NAV DST	QUONSET PNT	VR M	A8	2	2	2	2		VT ME	A6	5	5	10	10	
		VR C	A2	2	2	2	2	NAF 11 NAV DST	LITCHFLD PRK	VR M	A8	1	1	1	1
		VU SAR	A8	1	1	1	1		VT ME	A6	1	1	1	1	
		VT JET	A6	6	6	6	6	NAS 11 NAV DST	MIRAMAR	VR M	A8	1	1	1	1
		VT ME	A6	11	11	11	11		VT JET	A6	3	6	6	6	
		VT ME P	A8	1	1	1	1		VT ME	A6	2	2	2	2	
		HU	A8	3	3	3	3	NAF 11 NAV DST	POINT MUGU	HU	A8	1	1	1	1
NAS 1 NAV DST	BRUNSWICK	VR M	A8	1	1	1	1		VT JET	A6	3	3	3	3	
		VU SAR	A8	1	1	1	1		VT ME	A6	5	5	5	5	
		VT ME	A6	1	1	1	1	NMF	PNT ARGUELLO	VT JET	A6	1	1	1	1
		HU	A8	1	1	1	1		VT ME	A6	1	1	1	1	
NADU	SO WEYMOUTH	VT ME	A6	1	1	1	1	NAAS 11 NAV DST	BROWN FIELD	VT ME	A6	1	1	1	1
								NAAS 11 NAV DST	REAM FLD	VT ME	A6	1	1	1	1
THIRD NAVAL DISTRICT								TWELFTH NAVAL DISTRICT							
NTDC	PORT WASHNGT	VT ME	A6	1	1	1	1	NAS 12 NAV DST	ALAMEDA	VR H	A8	1	1	1	1
FOURTH NAVAL DISTRICT										VR M	A8	3	3	3	3
NAS 4 NAV DST	JOHNSVILLE	VR M	A8	1	1	1	1		VR C	A2	4	4	4	4	
		VT ME	A6	5	5	5	5		VU SAR	A8	1	1	1	1	
NAS 4 NAV DST	LAKEHURST	VR M	A0	1	1	1	1		VT JET	A6	7	7	7	7	
		VT ME	A6	2	2	2	2		VT ME	A6	7	7	7	7	
									VT ME P	A8	1	1	1	1	
FIFTH NAVAL DISTRICT										HU	A8	1	1	1	1
NAS 5 NAV DST	NORFOLK	VW	A8			1	1	NAAS 12 NAV DST	FALLON	VR H	A8	1	1	1	1
		VR H	A8						VT JET	A6	2	2	2	2	
		VR M	A8	3	3	9	9	NAS 12 NAV DST	MOFFETT FLD	HU	A8	2	2	2	2
		VR C	A2	1	1	6	6		VR C	A2	1	1	1	1	
		VU SAR	A8			1	1		VT JET	A6	2	2	2	2	
		VT ME	A6	6	6	16	16		VT ME	A6	5	5	5	5	
		VT ME P	A8	1	1	1	1	NAF 12 NAV DST	MONTEREY	HU	A8	2	2	2	2
		VT SE	A6	6	6	6	6		VA DAY	A4	3	3	3	3	
NAS 5 NAV DST	OCEANA	VR M	A8	2	2	2	2		VT ME	A6	28	28	28	28	
		VT JET	A6	7	7	8	8		VT SE	A6	11	11	11	11	
		VT ME	A6	4	4	4	4		VT NAV	A4	1	1	1	1	
		HU	A8	2	2	2	2		HU	A8	1	1	1	1	
SIXTH NAVAL DISTRICT								THIRTEENTH NAVAL DISTRICT							
NAS 6 NAV DST	JACKSONVILLE	VR M	A8	4	4	4	4	NAS 13 NAV DST	WHOBRY ISLAND	VR H	A2	1	1	1	1
		VR C	A2	3	3	3	3		VR M	A8	3	3	3	3	
		VU SAR	A8	1	1	1	1		VR C	A2	1	1	1	1	
		VT JET	A6	6	6	6	6		VU SAR	A8	1	1	1	1	
		VT ME	A6	7	7	7	7		VT JET	A6	2	2	2	2	
		HU	A8	3	3	3	3		VT ME	A6	2	2	2	2	
NAS 6 NAV DST	KEY WEST	VR M	A8	1	1	1	1		VT ME P	A8	1	1	1	1	
		VR M	A8	1	1	1	1	POTOMAC RIVER NAVAL COMMAND							
		VU SAR	A8	1	1	1	1	NAS ANACOSTIA	ANACOSTIA	VR H	A8	2	2	2	2
		VT JET	A6	2	2	2	2		VR M	A8	6	6	6	6	
		VT ME	A6	1	1	1	1		VT JET	A6	6	6	15	15	
NAS 6 NAV DST	SANFORD	HU	A8	1	1	1	1		VT ME	A6	44	44	44	44	
		VR M	A8	1	2	2	2		VT ME P	A8	2	2	2	2	
		VT JET	A6	1	1	1	1	NAS PTXNT RIV	PTXNT RIVER	VR M	A8	1	1	1	1
		VT ME	A6	2	2	2	2		VU SAR	A8	1	1	1	1	
NAS 6 NAV DST	CECIL FIELD	VR M	A8	1	1	1	1		VT JET	A6	8	8	4	4	
		VT JET	A6	2	2	2	2		VT ME	A6	3	3	3	3	
		VT ME	A6	1	1	1	1		HU	A8	1	1	1	1	
NASWF	KIRTLAND AFB	VR M	A8	1	1	1	1	SEVERN RIVER NAVAL COMMAND							
NINTH NAVAL DISTRICT								NAF ANNAPOLIS	ANNAPOLIS	VU SAR	A6	8	8	8	8
COMNAVCONAD	COLORADO SPR	VR M	A8	2	2	2	2		HU	A8	1	1	1	1	
NAVCRCUIT STA	DENVER	VT JET	A6	2	2	2	2	BUWEP'S INSPECTORAND REPRESENTATIVES							
ELEVENTH NAVAL DISTRICT								BWGR CEN DIST	DAYTON	VR M	A8	1	1	1	1
PAC MISSILE RNG	POINT MUGU	VF P JET	A9	1	1	1	1		VT ME	A6	2	2	2	2	
		VF D JET	A9	6	6	6	6	BWGR WSTRN DIST	EL SEGUNDO	VR M	A8	1	1	1	1
		VA Q	A9	2	2	2	2		VT ME	A8	1	1	1	1	
		VS	A9	2	2	2	2	BWR AKRON	AKRON	VT ME	A8	1	1	1	1
		VP LD	A9	1	1	1	1	BWR BALTIMORE	BALTIMORE	VT ME	A8	1	1	1	1
		VW	A9	3	3	3	3	BWR BUFFALO	BUFFALO	VT ME	A6	1	1	1	1
		VR H	A9	4	4	4	4	BWR BURBANK	BURBANK	VT ME	A8	1	1	1	1
		VR M	A9	1	1	1	1	BWR COLUMBUS	COLUMBUS	VT ME	A6	2	2	2	2
		VT D JET	A9	2	2	2	2	BWR EST HRTFRO	EST HARTFORD	VT ME	A8	1	1	1	1
		VT ME P	A8	1	1	1	1	BWR EL SEGUNDO	EL SEGUNDO	VT ME	A8	1	1	1	1
		HU	A8	5	5	7	7	BWR ST LOUIS	ST LOUIS	VT ME	A8	1	1	1	1
								BWR TETERBORO	TETERBORO	VT ME	A8	1	1	1	1
								AVIONICS PHC	INDANAPOLIS	VT ME	A8	1	1	1	1

CONFIDENTIAL

DECLASSIFIED

TABLE 1

PROGRAM OPERATING ALLOWANCES

UNIT	LOCATION	CLASS	PRI-MARY OPTG. STATUS	OPERATING ALLOWANCES				UNIT	LOCATION	CLASS	PRI-MARY OPTG. STATUS	OPERATING ALLOWANCES								
				31 MAR 1960	30 JUN 1960	30 SEP 1960	31 DEC 1960					31 MAR 1960	30 JUN 1960	30 SEP 1960	31 DEC 1960					
MARINE CORPS BASES AND AIR STATIONS													NAVAL AIR TECHNICAL TRAINING COMMAND							
HMX 1	QUANTICO	HO	A9	4	4	4	4	NATECHTRAU	GLYNCO	VT SE	A6	2	2	2	2					
		HR L	A9	18	18	18	18	NATECHTRAU	LAKEHURST	VT NAV	A4	1	1	1	1					
MCAAS	YUMA	VR M	A9	2	2	2	2	NATECHTRAU	OLATHE	VT JET	A5	5	5	5	5					
		VT JET	A8	2	2	2	2			VT ME	A5	4	4	4	4					
MCAS SOGES	EL TORO	VT ME	A6	1	1	1	1	NATECHTRAU	MEMPHIS	VR M	A8	7	7	7	7					
		VR M	A8	2	2	2	2			VT ME	A8	3	3	3	3					
MCAS SOGES	CHERRY POINT	VR M	A8	3	3	3	3			VT ME P	A8	1	1	1	1					
		VT ME	A6	4	4	4	4			VT SE	A6	4	4	4	4					
MCAS AES 12	QUANTICO	VR H	A8	1	1	1	1	NATECHTRAU	PENSACOLA	HU	A8	1	1	1	1					
		VR M	A8	2	2	2	2			VT JET	A4	2	2	2	2					
MCAF	NEW RIV JAX	VT ME	A6	1	1	1	1	NATECHTRAU	PHILADELPHIA	VT ME P	A5	6	6	6	6					
		VR M	A8	1	1	1	1	NAS	GLYNCO	VR M	A8	1	1	1	1					
MCAF	SANTA ANA	VR M	A8	1	1	1	1			VT ME	A6	4	4	4	4					
		HQ MC FLT SECT	A6	3	3	3	3	NAVCICOFFSCOL	GLYNCO	HU	A8	1	1	1	1					
MCAAS	BEAUFORT	VT ME	A6	1	1	1	1			VF AW JET	A4	42	42	42	42					
		VR M	A8	3	3	3	3			VW	A4	5	5	5	5					
		VT JET	A6	1	1	1	1			VT JET	A4	3	3	3	3					
		HU	A8	2	2	2	2	NAVY AND MARINE CORPS RESERVE TRAINING												
											NAV6MC RES TRA									
											VF DAY JET	A4	136	136	136	136				
											VA DAY JET	A4	136	136	136	136				
											VA DAY	A4	76	76	76	76				
											VS	A4	167	167	167	167				
											VP L	A4	96	96	96	96				
											VR H	A4	51	51	51	51				
											VR M	A4	12	12	12	12				
											VR C	A8	1	1	1	1				
											VT JET	A4	40	40	40	40				
											VT ME P	A4	41	41	41	41				
											VT ME P	A4	4	4	4	4				
											HS	A4	69	69	69	69				
NAVAL AIR TRAINING COMMAND													BUWEPS RESEARCH DEVELOPMENT TEST & EVALUATION							
NAVAL AIR BASIC TRAINING COMMAND													RDT6E AIRCRAFT							
BTG 7	MEMPHIS	VT ME	A6	1	1	1	1	VF DAY JET	A9	25	25	25	25							
		VT SE	A3	48	48	48	48	VF AW JET	A9	31	31	31	31							
NAAS NABTC	SAUFLEY FLD	VT SE	A6	2	2	2	2	VF P JET	A9	2	2	2	2							
		VT ME	A6	2	2	2	2	VF D JET	A9	4	4	4	4							
NAAS NABTC	WHITING FLD	VT SE	A3	165	165	165	165	VA DAY JET	A9	17	17	17	17							
		VT JET	A3	11	11	11	11	VA P JET	A9	1	1	1	1							
NAS NABTC	PENSACOLA	VT ME	A6	3	3	3	3	VA Q JET	A9	1	1	1	1							
		VT SE	A3	211	211	211	211	VA H JET	A9	6	7	7	7							
HTG 1	ELLYSON FLD	VF DAY JET	A4	15	15	15	15	VA DAY	A9	7	7	7	7							
		VF DAY	A6	6	6	6	6	VA AW	A9	2	2	2	2							
		VR H	A8	1	1	1	1	VA W	A9	4	4	4	4							
		VR M	A8	4	4	4	4	VS	A9	4	4	4	4							
		VU SAR	A8	2	2	2	2	VP L	A9	14	14	11	11							
		VT JET	A3	135	135	135	100	VP LD	A9	1	1	1	1							
		VT JET	A4	1	1	1	1	VW	A9	7	6	6	6							
		VT ME	A3	32	32	32	32	VR H	A9	3	3	3	3							
		VT ME	A6	10	10	10	10	VR M	A9	6	6	6	6							
		VT SE	A3	4	4	4	4	VR C	A9	1	1	1	1							
		VT SE	A6	19	19	19	19	VU SAR	A9	1	1	1	1							
		VT SE	A8	3	3	3	2	VU TOW	A9	1	1	1	1							
		HU	A8	3	3	3	2	VT JET	A9	11	11	11	11							
		HT	A4	40	40	40	43	VT SE	A9	4	4	4	4							
NAVAL AIR ADVANCED TRAINING COMMAND																				
NAAS NAATC	KINGSVILLE	VF DAY JET	A3	74	74	74	100	VT D	A9	2	2	2	2							
		VS	A3	50	1	1	1	HS	A9	7	8	8	8							
		VR M	A8	1	1	1	1	HR L	A9	1	1	1	1							
		VT JET	A3	47	47	47	50	HU	A9	2	2	2	2							
		VT ME	A6	2	2	2	1	ZP	A9	1	1	1	1							
		HU	A8	3	3	3	3	ZW	A9	1	1	1	1							
NAS NAATC	CRPS CHRISTI	VA DAY	A3	30	30	30	30													
		VS	A3	37	37	37	46													
		VP L	A3	20	20	20	18													
		VR H	A8	2	2	2	1													
		VT ME	A3	27	27	27	30													
		VT ME	A6	6	6	6	6													
		VT ME P	A8	1	1	1	1													
		VT SE	A6	6	6	6	6													
NAAS NAATC	CHASE	VT NAV	A5	2	2	2	2													
		HU	A8	2	2	2	2													
		VF DAY JET	A3	54	54	54	80													
		VR M	A8	1	1	1	1													
		VT JET	A3	51	51	51	50													
		VT ME	A6	2	2	2	1													
NAAS NAATC	PORT ISABEL	HU	A8	3	3	3	3													
		VT ME	A6	1	1	1	1													
NAAS NAATC	NEW IBERIA	HU	A8	2	2	2	2													
		VS	A3	50	50	50	32													
		VR H	A8	1	1	1	1													
		VT ME	A6	2	2	2	2													

~~CONFIDENTIAL~~

DECLASSIFIED

TABLE 1A

PROGRAM OPERATING ALLOWANCES FOR FISCAL 1960

SUBCLASS	TOTAL	LANT USN	LANT USMC	PAC USN	PAC USMC	NABS USN	NABS USMC	BWRS	NABTC	NAATC	NATTC	NART	RDT & E
TOTAL	6952	1476	435	1605	653	389	90	16	754	427	110	829	168
VF DAY JET	519	27	80	17	100				6	128		136	25
VF AW JET	714	210	40	311	80						42		31
VF P JET	95	24	9	32	18	1					9		2
VF D JET	50	7		33		6							4
VF Q JET	21		6		15								
VA DAY JET	826	184	100	249	140							136	17
VA P JET	25	12		12									1
VA Q JET	19	9		9									1
VA HT JET	8	4		4									
VA H JET	144	75		62									7
VA LL JET	201	88		113									
VA DAY	126		2			3	7		1	30		76	7
VA AW	34	14		18									2
VA W	96	44		48									4
VA Q	2					2							
VS	463	123		80		2				87		167	4
VP L	376	138		108						20		96	14
VP LD	6	2		2		1							1
VP S	122	50		72									
VW WEA	1	1											
VW	99	42		43		3					5		6
VW Q	6	3		3									
VO	36		12		24								
VP H	146	22	3	27	23	10	1		4	2		51	3
VR M	218	52	37	15	27	41	15	2	4	3	4	12	6
VR C	60	23		23		12						1	1
VU SAR	59	20		21		15			2				1
VII TOW	26	11		14									1
VII TOW D	3			3									1
VT JET	610	62	34	99	45	69	6		136	98	10	40	11
VT D JET	8			6		2							
VT KD JET	1					1							
VT ME	414	34	2	36	8	150	22	14	50	40	17	41	
VT ME P	24			4		7	1			1	7	4	
VT SF	561	14		10		30	6		478	6	13		4
VT NAV	4					1				2	1		
VT D	9	2		3		2							2
HS	240	99		64								69	8
HO	40		12		24		4						
HR L	227		80		128		18						1
HR M	37		18		17		2						
HU	236	72		64	4	31	8		43	10	2		2
HT	30								30				
ZP	5	4											1
ZW	5	4											1

~~CONFIDENTIAL~~

DECLASSIFIED

~~CONFIDENTIAL~~
15

TABLE 1B

PROGRAM OPERATING ALLOWANCES FOR FISCAL 1960

LANT

SUBCLASS	TOTAL	NAVY COMBAT	FLT TRNG.	OSEAS BASES	FASRONS	VURONS	OPTVFOR	CV UTILITY	ATT. & MISS.	AIRCRAFT FERRY SDDN	MARINE COMBAT	H & HS	VMT-1
TOTAL	1911	1206	91	50	30	38	32	13	16		409	6	20
VF DAY JET	107					27					80		
VF AW JET	250	210									40		
VF P JET	33	24									9		
VF D JET	7	7											
VF Q JET	6										6		
VA DAY JET	284	184									100		
VA P JET	12	12											
VA Q JET	9	9											
VA HT JET	4	4											
VA H JET	75	75											
VA LL JET	88	88											
VA DAY	2										2		
VA AW	14	14											
VA W	44	44											
VS	123	120											
VP L	138	132											
VP LD	2		2										
VP S	50	48											
VW WEA	1				1								
VW	42	42											
VW Q	3		3										
VO	12										12		
VR H	25	11	4	2	3		2				2	1	
VR M	89	12		16	6		6		12		36	1	
VR C	23	6			5								
VU SAR	20			9	2		6	12		2			
VU TOY	11					11		1					
VT JET	96		62								12	2	20
VT MF	36		3	16	13		1		1			2	
VT SF	14		14										
VT D	2		2										
HS	99	96					3						
HO	12										12		
HR L	80										80		
HR M	18										18		
HU	72	60	1	7			3		1				
ZP	4	4											
ZW	4	4											

~~CONFIDENTIAL~~

~~CONFIDENTIAL~~

DECLASSIFIED

TABLE IC

PROGRAM OPERATING ALLOWANCES FOR FISCAL 1960
PAC

SUBCLASS	TOTAL	NAVY COMBAT	FLT. TRNG.	O'SEAS BASES	FASRONS	VURONS	OPTENFOR	CV UTILITY	FATT. & MISS	AIRCRAFT FERRY SOON	MARINE COMBAT	H & HS	VMT-2
TOTAL	2258	1308	101	83	23	62	20	12	5		618	6	20
VF DAY JET	117					17					100		
VF AW JET	201	205					6				80		
VF P JET	50	32									18		
VF D JET	33	19				14							
VF O JET	15										15		
VA DAY JET	389	240					9				140		
VA P JET	17	12											
VA O JET	9	9											
VA HT JET	4	4											
VA H JET	62	61					1						
VA LL JET	113	113											
VA AW	18	18											
VA W	48	48											
VF	80	80											
VP L	108	108											
VP LD	2					2							
VP S	72	72											
VW	43	43											
VW O	3		3										
VO	24										24		
VR H	50	17	5	5							22	1	
VR M	42	3		7	1	1			4		24	2	
VR C	23	10		1				12					
VU SAR	21			20	1								
VU TOW	14					14							
VU TOW D	3					3							
VT JET	144		77	11	11		2				21	2	20
VT D JET	6		6										
VT MF	44			27	10		2		1		3	1	
VT MF P	4					4							
VT SE	10		10										
VT D	3					3							
HS	64	64											
HQ	24										24		
HP L	128										128		
HR M	17										17		
HU	58	50		12		4					2		

~~CONFIDENTIAL~~

TOTAL PROGRAM & NON PROGRAM AIRCRAFT

DECLASSIFIED

TABLE 2 LOCATION OF AIRCRAFT INVENTORY AND PLANNED OPERATING ASSIGNMENTS

BY COMMAND AND UNIT

LANT UNIT	LOCATION	MODEL	INVENTORY		PLANNED OPT'G. ASSIGNMENTS				LANT UNIT	LOCATION	MODEL	INVENTORY		PLANNED OPT'G. ASSIGNMENTS			
			STATUS	NO ON BOARD	30 JUN 1960	30 SEP 1960	31 DEC 1960	31 MAR 1961				STATUS	NO ON BOARD	30 JUN 1960	30 SEP 1960	31 DEC 1960	31 MAR 1961
CARRIER AIR GROUPS									VA 42	OCEANA	AD 6 A4 9 AD 6 B 3 AD 5 B 2 T 28B A4 5 T 28B B 2	9	9	9	9	9	
CVG 1									VA 44	JACKSONVILLE	A4D 2 A1 4 A4D 2 B 4 A4D 2 G5 1 A4D 2N A4 2 A4D 2N G5 1 A4D 1 A4 17 A4D 1 D5 2 AD 6 A4 10 AD 6 G5 1 AD 5 A4 2 TV 2 A4 1 F9F 8T A4 15 F9F 8T A4 2 F9F 8T G5 8 T 28B A4 5 T 28B B 2	21*	16	13	13	13	
VF 14	ABD ROOSEVLT	F3H 2	A1 12 12*	14 14	14 14	14 14	14 14										
VF 11	ABD ROOSEVLT	F8U 1 F8U 1	A1 11 B 1 12*	14 14	14 14	14 14	14 14										
VA 15	ABD ROOSEVLT	AD 6 AD 6	A1 12 HO 1 13*	12 12	12 12	12 12	12 12										
VA 46	ABD ROOSEVLT	A4D 2 A4D 2N	A1 12 A1 12*	12 12	12 12	12 12	12 12										
VA 172	ABD ROOSEVLT	A4D 2	A1 12 12*	12 12	12 12	12 12	12 12										
VAH 11	ABD ROOSEVLT	A3D 2	A1 7 7*	7 7	7 7	7 7	7 7										
CVG 3									VAH 3	SANFORD	A3J 1 A4 4 A3D 2P A4 4 A3D 2T A4 3 A3D 1 A4 12 A3D 1 D5 1 R2V 3B A5 3 R4D 5 G5 A5 1 R4D 6 A2 1 F9F 8T A4 4	75*	55	52	52	52	
VF 31	CECIL FIELD	F3H 2 F3H 2	A1 11 D5 3 14*	14 14	14 14	14 14	14 14										
VF 32	CECIL FIELD	F8U 1E	A1 15 15*	14 14	14 14	14 14	14 14										
VA 34	CECIL FIELD	A4D 2 A4D 2 A4D 2	A1 11 D5 4 HO 1 16*	12 12	12 12	12 12	12 12										
VA 35	JACKSONVILLE	AD 6 AD 6	A1 12 G6 1 13*	12 12	12 12	12 12	12 12										
VA 36	CECIL FIELD	A4D 2 A4D 2 A4D 2 A4D 2	A1 10 B 1 D5 4 G5 1 16*	12 12	12 12	12 12	12 12										
VAH 9	SANFORD	A3D 2 A3D 2	A1 10 D5 3 13*	12 12	12 12	12 12	12 12										
CVG 4									CVG 6								
VA 43	OCEANA	F11F 1 F11F 1 F11F 1 A4D 2 A4D 2 A4D 2 A4D 2N A4D 2N A4D 1 A4D 1 A4D 1 A4D 1 TV 2 TV 2 TV 2 F9F 8T F9F 8T F9F 8T F9F 8T	A1 3 A4 1 B 2 A1 4 A4 4 Y 1 A1 1 A4 9 A1 10 A4 1 B 3 D5 1 A4 1 B 1 A4 1 A4 14 B 4 D5 2 G6 4 57*	3 6 6 9	9 12 12 9	9 12 12 9	9 12 12 9	9 12 12 9									
VF 101	KEY WEST	F3H 2 F4H 1 F3D 2T2 F4D 1 F4D 1 F9F 8T F3D 2T2	A4 16 A4 1 A4 8 A4 11 D5 2 A4 5 A4 8 42*	11 11	11 11	11 11	11 10										
VF 174	CECIL FIELD	F8U 2 F8U 2 F8U 1 F8U 1 F8U 1 F8U 1E F8U 2N F8U 1P F9F 8T F9F 8T	A4 6 B 1 A4 12 B 2 D5 2 A4 1 A4 1 A4 3 A4 1 B 1 29*	11 11	11 11	11 11	11 10										
									VF 33	OCEANA	F11F 1 A1 14 F11F 1 B 2 F8U 2N A1 16*	14 14	14 14	14 14	14 14	14 14	
									VF 74	OCEANA	F4D 1 A1 14 F4D 1 B 1 F4D 1 D5 2 17*	14 14	14 14	14 14	14 14	14 14	
									VA 65	OCEANA	AD 6 A1 12 12*	12 12	12 12	12 12	12 12	12 12	
									VA 66	OCEANA	A4D 2 A1 13 A4D 2N A1 13*	12 12	12 12	12 12	12 12	12 12	
									VA 76	OCEANA	A4D 2 A1 12 12*	12 12	12 12	12 12	12 12	12 12	
									CVG 7								
									VF 41	OCEANA	F3H 2 A1 14 F3H 2 B 1 F3H 2 D5 1 16*	14 14	14 14	14 14	14 14	14 14	
									VF 84	OCEANA	F8U 2 A1 19 F8U 2 B 1 F8U 2 D5 2 22*	14 14	14 14	14 14	14 14	14 14	
									VA 75	OCEANA	AD 6 A1 12 12*	12 12	12 12	12 12	12 12	12 12	
									VA 86	OCEANA	A4D 2 A1 13 13*	12 12	12 12	12 12	12 12	12 12	
									VA 72	OCEANA	A4D 2 A1 13 A4D 2N A1 13*	12 12	12 12	12 12	12 12	12 12	
									VAH 1	SANFORD	A3D 2 A1 12 A3D 2 D5 2 14*	12 12	12 12	12 12	12 12	12 12	

CONFIDENTIAL

TOTAL PROGRAM & NON-PROGRAM AIRCRAFT

DECLASSIFIED

TABLE 2 LOCATION OF AIRCRAFT INVENTORY AND PLANNED OPERATING ASSIGNMENTS
BY COMMAND AND UNIT

LANT UNIT	LOCATION	MODEL	INVENTORY				PLANNED OPT'G ASSIGNMENTS				LANT UNIT	LOCATION	MODEL	INVENTORY				PLANNED OPT'G ASSIGNMENTS							
			S T A T U S	NO ON BOARD	30 JUN 1960	30 SEP 1960	31 DEC 1960	31 MAR 1961	S T A T U S	NO ON BOARD				30 JUN 1960	30 SEP 1960	31 DEC 1960	31 MAR 1961								
CVG 8													GUIDED MISSILE SERVICE SQDN												
VF 102	ABD FORRESTL	F4D 1	A1	13 13*	14 14	14 14	14 14	14 14	14 14	14 14	GMSSRON 2	ROOSEVLT RDS	FJ 3D2	A1	6										
VA 81	ABD FORRESTL	A4D 2	A1	12 12*	12 12	12 12	12 12	12 12	12 12	12 12			FJ 3D2	D5	2	7	7	7	7	7	7	7	7		
VF 103	ABD FORRESTL	F8U 2	A1	14 14*	14 14	14 14	14 14	14 14	14 14	14 14			P2V 5F	A8	2	2	2	2	2	2	2	2	2		
VA 89	ABD FORRESTL	A4D 2 A4D 2N	A1 A1	12 12*	12 12	12 12	12 12	12 12	12 12	12 12			T 28BD	A2	2										
VA 85	ABD FORRESTL	AD 6	A1	12 12*	12 12	12 12	12 12	12 12	12 12	12 12			T 28BD	A8	2	2	2	2	2	2	2	2	2		
VAH 5	ABD FORRESTL	A3D 2	A1	10 10*	10 10	10 10	10 10	10 10	10 10	10 10			HUS 1A	A8	1	1	1	1	1	1	1	1	1		
CVG 10													FLEET AIR RECONNAISSANCE SQDNS												
VA 12	CECIL FIELD	A4D 2	A1	12 12*	12 12	12 12	12 12	12 12	12 12	12 12	VG 2	ROTA	A3D 2Q	A1	5	9	9	9	9	9	9	9	9		
VF 13	CECIL FIELD	F4D 1 F4D 1	A1 D5	13 2 15*	14 14	14 14	14 14	14 14	14 14	14 14			A3D 1Q	D5	1										
VF 62	CECIL FIELD	F8U 1 FJ 3M	A1 A1	12 14*	14 14	14 14	14 14	14 14	14 14	14 14			A3D 1	D5	1										
VA 106	CECIL FIELD	A4D 2 A4D 2	A1 D5	11 1	12 12	12 12	12 12	12 12	12 12	12 12			P4M 1Q	A1	2										
VA 176	CECIL FIELD	AD 6 AD 6	AJ A1	1 13 14*	12 12	12 12	12 12	12 12	12 12	12 12			P2V 5F	A1	3										
VAH 7	SANFORD	A3D 2 A3D 2	A1 D5	10 1	12 9	9 9	9 9	9 9	9 9	9 9			WV 2Q	A1	2	3	3	3	3	3	3	3	3		
PHOTOGRAPHIC SQDNS													CARRIER ANTI SUBMARINE SQDNS												
VFP 62	JACKSONVILLE	F8U 1P F8U 1P F8U 1P	A1 B D5	14 1 3 18*	24 24	24 24	24 24	24 24	24 24	24 24	VS 22	QUONSET PNT	S2F 1	A1	*	10	10	10	10	10	10	10	10		
DET 33	ABD INTREPID	F8U 1P	A1	3 3*							VS 24	NORFOLK	S2F 1	A1	*	10	10	10	10	10	10	10	10		
DET 41	ABD INDEPEND	F8U 1P	A1	4 4*							VS 26	NORFOLK	S2F 1	A1	*	10	10	10	10	10	10	10	10		
DET 42	ABD FORRESTL	F8U 1P	A1	3 2*							VS 27	NORFOLK	S2F 3	A1									5		
VAP 62	JACKSONVILLE	A3D 2P	A1	8 8*	6 6	6 6	6 6	6 6	6 6	6 6	VS 28	QUONSET PNT	S2F 1	A1	*	10	10	10	10	10	10	10	10		
AIR EARLY WARNING SQDNS													VS 30 NORFOLK												
VAM 12	QUONSET PNT	AD 5 AD 5 WF 2 WF 2 AD 5W	A4 A5 A1 B G5 A1	2 2 8 1 1 19 31*	2 2 14 18	2 2 21	2 2 23	2 2 21	2 2 21	2 2 21	VS 31	QUONSET PNT	S2F 2 S2F 1 S2F 1 S2F 15 S2F 15 S2F 15	A1 B A1 D5 A1 D5	2 1 10 1 8 2 1 22*	11	11	11	11	11	11	11	11		
DET 34	ABD CHMPLAIN	AD 5W	A1	5 5*							VS 32	ABD CHMPLAIN	S2F 2 S2F 2 S2F 1 S2F 15 S2F 15	A1 B A1 B A1	2 4 1 12 2 22*	10	10	10	10	10	10	10	10		
DET 36	ABD RANDOLPH	AD 5W	A1	4 4*							VS 34	QUONSET PNT	S2F 1	A1	*	10	10	10	10	10	10	10	10		
DET 42	ABD FORRESTL	AD 5W	A1	4 4*							VS 36	NORFOLK	S2F 3 S2F 2 S2F 1 S2F 1 S2F 1 S2F 15 S2F 15	A1 G6 A1 D5 G6 A1 G5	1 1 5 1 1 14 1 23*	10	10	10	10	10	10	10	10		
DET 52	ABD VALY FRG	AD 5W AD 5W	A1 Y	4 1 5*							VS 39	QUONSET PNT	S2F 2 S2F 2 S2F 2 S2F 1 S2F 15 S2F 15	A1 B D5 A1 A1 B D5	1 1 1 8 11 1 1 24*	10	10	10	10	10	10	10	10		
VAM 33	QUONSET PNT	AD 5Q AD 5Q TF 1Q	A1 B A1	6 3 11*	12 14	12 14	12 14	12 14	12 14	12 14															
DET 42	ABD FORRESTL	AD 5Q AD 5Q	A1 B	3 1 4*																					

DECLASSIFIED

CONFIDENTIAL

**TABLE 2 LOCATION OF AIRCRAFT INVENTORY AND PLANNED OPERATING ASSIGNMENTS
BY COMMAND AND UNIT**

LANT UNIT	LOCATION	MODEL	INVENTORY				PLANNED OPT'G. ASSIGNMENTS				LANT UNIT	LOCATION	MODEL	INVENTORY				PLANNED OPT'G. ASSIGNMENTS			
			ST A T U S	NO ON BOARD	30 JUN 1960	30 SEP 1960	31 DEC 1960	31 MAR 1961	ST A T U S	NO ON BOARD				30 JUN 1960	30 SEP 1960	31 DEC 1960	31 MAR 1961	ST A T U S	NO ON BOARD	30 JUN 1960	30 SEP 1960
HELICOPTER ANTI SUBMARINE SQDNS										PATROL SQDNS AIRSHIP											
HS 1	KEY WEST	HSS 2 HSS 1 HSS 1N	A4 A1 A1	14 14**	3 11 14	5 8 14	7 6 15	12 2 16	12 2 16	ZP 3	LAKEHURST	SNB 5 ZPG 2 ZPG 2	A4 A1 B	1 4 1	1 4 6*	1 4 5	1 4 5	1 4 5	1 4 5		
HS 3	NORFOLK	HSS 1 HSS 1N	A1 A1	17 17*	14 14	15 15	1 15 16	1 15 16	1 16 16	FLEET AIR EARLY WARNING SQDNS											
HS 5	QUONSET PNT	HSS 1 HSS 1N	A1 A1	6 8 14**	4 10 14	4 15 15	15 15 15	16 16 16	16 16 16	VW 2	PTXNT RIVER	WV 2 WV 2	A2 D9	7 1 8*	12 12 12	6 6 6	6 6 6	6 6 6			
HS 7	NORFOLK	HSS 1 HSS 1N	A1 A1	14 14**	14 14	14 14	15 15	16 16	16 16	DET B	SIGONELLA	WV 2	A2	3 3*							
HS 9	QUONSET PNT	HSS 1	A1	14 14*	14 14	15 15	16 16	16 16	16 16	VW 4	JACKSONVILLE	WV 3 WV 3 WV 2	A2 B D9 B	5 1 1 8*	6 6 6	6 6 6	6 6 6	6 6 6			
HS 11	QUONSET PNT	HSS 1 HSS 1N	A1 A1	5 9 14**	4 10 14	4 15 15	15 15 15	16 16 16	16 16 16	BARRIER SQDNS DISTANT WARNING											
PATROL SQDNS LAND PLANE										VW 11	ARGENTIA	WV 2 WV 2 WV 2 WV 2	A2 D9 G5 H0	11 1 1 15*	12 12 12 12	12 12 12 12	12 12 12 12	12 12 12 12			
VP 5	JACKSONVILLE	P2V 5 P2V 5F P2V 5S	A1 A1 A1	1 5 12*	4 8 12	4 8 12	3 8 12	3 9 12	3 12 12	VW 13	PTXNT RIVER	WV 2 WV 2 WV 2	A2 B D9	5 2 10*	6 6 6	6 6 6	6 6 6	6 6 6			
VP 7	BRUNSWICK	P2V 5F P2V 5F P2V 5S	A1 B A1	5 1 13*	5 12 12	5 12 12	2 12 12	2 12 12	2 12 12	VW 15	PTXNT RIVER	WV 2 WV 2 WV 2	A2 B D9	6 4 11*	6 6 6	6 6 6	6 6 6	6 6 6			
VP 8	ARGENTIA	P2V 5S	A1	12 12*	12 12	12 12	12 12	12 12	12 12	AEWTRAUIT	PTXNT RIVER	R7V 1 R7V 1	A5 B	4 1 5*	4 4 4	4 4 4	4 4 4	4 4 4			
VP 10	ROOSEVLT RDS	P2V 5 P2V 5F P2V 5S	A1 A1 A1	2 9 13*	5 10 12	5 10 12	2 12 12	2 12 12	2 12 12	BARRIER SQDNS CONTIGUOUS											
VP 11	BRUNSWICK	P2V 7 P2V 7S	A1 A1	7 13*	6 12	4 12	1 11 12	1 12 12	1 12 12	ZW 1	LAKEHURST	SNB 5 ZPG 3W ZPG 2W ZPG 2W	A4 A2 AK A2	2 2 1 6*	2 3 1 6	2 4 1 7	2 4 6 6	2 4 6 6			
VP 16	JACKSONVILLE	P2V 5 P2V 5F P2V 5S	A1 A1 A1	9 3 12*	6 6 12	6 12 12	12 12 12	12 12 12	12 12 12	HELICOPTER RECONNAISSANCE SAR SQDNS											
VP 18	JACKSONVILLE	P2V 7 P2V 7S	A1 A1	6 13*	5 7	4 7	2 8 10	2 10 12	2 12 12	HU 2	LAKEHURST	SNB 5 H0AS 3 HRS 3 HUK 1 HUK 1 HUS 1A HUL 1 HUP 3 HUP 2 HTL 7 HTL 5 HTL 4	A4 A2 A2 A2 A2 A2 A2 A2 A2 A2 A2	1 1 5 4 1 3 5 8 2 2 2 28*	1 1 13 8 2 7 5 18 6 1 64	1 1 13 1 2 7 11 13 6 6 59	1 1 13 3 2 7 17 6 5 58	1 1 13 5 2 7 20 5 5 57			
VP 21	SIGONELLA	P2V 7 P2V 7S	A1 A1	4 12*	4 12	4 12	1 12	1 12	1 12	DET 1	NORFOLK	HUS 1A HUP 2	A2 A2	1 4 5*							
VP 23	BRUNSWICK	P2V 7 P2V 7S P2V 7S	A4 A1 B	4 9 12*	4 11 12	4 11 12	1 12 12	1 12 12	1 12 12	DET 23	ABD DESMOINS	HUP 2	A2	1 1*							
VP 24	NORFOLK	P2V 7S	A1	12 12*	12 12	12 12	12 12	12 12	12 12	DET 25	ABD NPT NEWS	HUP 2	A2	1 1*							
VP 26	ROTA	P2V 5 P2V 5F P2V 5S	A1 A1 A1	4 8 12*	4 8 12	3 9 12	12 12 12	12 12 12	12 12 12	DET 34	ABD CHMPLAIN	HUK 1	A2	1 1*							
PATROL SQDNS SEA PLANE										DET 36	ABD RANDOLPH	HUK 1	A2	1 1*							
VP 44	NORFOLK	P5M 2 P5M 2S	A1 A1	6 10*	7 10	10 10	10 10	10 10	10 10	DET 42	ABD FORRETL	HUP 2	A2	2 2*							
VP 45	BERMUDA	P5M 2S P5M 1 P5M 1S	A1 A1 A1	12 1 13*	10 2 12	8 2 10	3 2 10	5 2 10	5 2 10	DET 52	ABD VALY FRG	HUK 1	A2	1 1*							
VP 49	BERMUDA	P5M 2S P5M 1 P5M 1S	A1 A1 A1	12 1 13*	10 2 12	8 2 10	3 2 10	5 2 10	5 2 10	DET 69	ABD GLACIER	H0AS 2 HUS 1 HUL 1	A2 A2 A2	4 1 1 3*							
VP 56	NORFOLK	P5M 2 P5M 2S P5M 1 P5M 1S	A1 A1 A1 A1	2 6 3 12*	10 10 10 10	10 10 10 10	10 10 10 10	10 10 10 10	10 10 10 10	DET 70	ABD ATKA	HRS 3 HUL 1	A2 A2	1 1 2*							

CONFIDENTIAL

DECLASSIFIED

TOTAL PROGRAM & NON-PROGRAM AIRCRAFT

TABLE 2 LOCATION OF AIRCRAFT INVENTORY AND PLANNED OPERATING ASSIGNMENTS
BY COMMAND AND UNIT

LANT UNIT	LOCATION	MODEL	INVENTORY		PLANNED OPT'G. ASSIGNMENTS				LANT UNIT	LOCATION	MODEL	INVENTORY		PLANNED OPT'G. ASSIGNMENTS				
			S T A T U S	NO ON BOARD	30 JUN 1960	30 SEP 1960	31 DEC 1960	31 MAR 1961				S T A T U S	NO ON BOARD	30 JUN 1960	30 SEP 1960	31 DEC 1960	31 MAR 1961	
HU 2 DET 73	ABD EASTWIND	HRS 3 MUL 1	A2 A2	1 2*					MARINE FIGHTER ALL WEATHER SQDNS									
DET 76	ABD TANNER	HRS 3	A2	1 1*					VMFAW 114	CHERRY POINT	F4D 1 F4D 1 F4D 1	A1 B D5	20 1 2	20	20	20	20	
DET 82	ABD WALDO CO	HRS 3	A2	1 1*					VMFAW 115	CHERRY POINT	F4D 1 F4D 1	A1 B	20 2	20	20	20	20	
DET 92	ABD POCONO	HUP 2	A2	1 1*					VMFAW 531	CHERRY POINT	F4D 1	A1	* 20	20	20	20	20	
DET 93	ABD TACONIC	HUP 2	A2	1 1*					MARINE ATTACK SQDNS									
DET 94	ABD MTCKNLY	HUP 2	A2	1 1*					VMA 224	CHERRY POINT	A4D 2 A4D 2	A1 B	19 3	20	20	20	20	
FLEET TACTICAL SUPPORT SQDNS									VMA 225	CHERRY PNT	A4D 2 A4D 2 A4D 2N	A1 D5 A1	8 4 6	20	20	20	20	
VR 1	PTXNT RIVER	R6D 1 R5D 3 R6D 1Z R5D 2 R5D 2Z R4Y 1	A2 A2 A2 A2 A2 A2	1 3 1 1 1 8	2 4 1 1 12	2 4 1 1 12	2 4 1 1 12	2 4 1 1 12	VMA 324	ABD ANTIETAM	A4D 2 A4D 2	A1 B	20 4	20	20	20	20	
VR 24	PORT LYAUTEY	R5D 5 R5D 5 R3D 5 TF 1	A2 B G6 A2	5 1 1 7*	6 6 6 12	6 6 6 12	6 6 6 12	6 6 6 12	VMA 331	BEAUFORT	A4D 2	A1	20 20*	20	20	20	20	
DET	NAPLES	TF 1	A2	7 7*					VMA 332	CHERRY POINT	A4D 2 A4D 2N	A1 A1	* 20	20	20	20	20	
MARINE HEADQUARTERS SQDNS									VMA 533	GTMO BAY	A4D 2 A4D 2	A1 B	20 1	20	20	20	20	20
MARS MMSG 27	CHERRY POINT	AD 5 AD 5 R5D 2 3 R5D 5 R5D 3 R4D 8 F9F 8T F9F 8T SNB 5	A1 A2 A2 A2 A2 A4 A6 A6	3 1 1 1 3 4 1 13*	2 1 2 2 2 4 1 12	2 1 2 2 2 4 1 12	2 1 2 2 2 4 1 12	2 1 2 2 2 4 1 12	MARINE COMPOSITE PHOTOGRAPHIC SQDNS									
H6MS 14	CHERRY POINT	R4D 5 6 R4D 6 TV 2 F9F 8T	A2 A2 B A2	1 2 3 6*	1 2 2 3	1 2 2 3	1 2 2 3	1 2 2 3	VMCJ 2	CHERRY POINT	F8U 1P F8U 1P F3D 2Q	A1 B A1	9 2 7	9	9	9	9	
H6MS 24	CHERRY POINT	R4D 8 R4D 6 F9F 8T F9F 8T	A2 A2 A2 B	1 1 1 2	1 3 3 4*	1 3 3 4	1 3 3 4	1 3 3 4	MARINE TRANSPORT SQDNS									
H6MS 26	NEW RIV JAX	R4D 8	A2	1 1*	2 2	2 2	2 2	2 2	VMR 252	CHERRY POINT	R4Q 2	A2	15 15*	20	20	20	20	
H6MS 32	CHERRY POINT	R4D 8 R4D 5 6 F9F 8T	A2 A2 A2	1 1 3	1 3 4*	1 3 4	1 3 4	1 3 4	DET	PORT LYAUTEY	R4Q 2	A2	3 3*	20	20	20	20	
MARINE FIGHTER SQDNS									VMR 353	CHERRY POINT	R4Q 2	A2	9 9*	9	9	9	9	9
VMF 122	BEAUFORT	F8U 1 F8U 1	A1 G6	20 1	20 21*	20 20	20 20	20 20	MARINE HELICOPTER TRANSPORT SQDNS									
VMF 235	CHERRY POINT	F8U 1 F8U 1 F8U 1 F8U 1E	A1 B D5 A1	2 1 1 18	2 1 1 22*	2 1 1 20	2 1 1 20	2 1 1 20	HMRL 264	ABD BOXER	HUS 1	A1	19 19*	18	18	20	20	
VMF 251	BEAUFORT	F8U 1	A1	*					HMRL 261	NEW RIV JAX	HUS 1	A1	* 18	18	18	20	20	
VMF 333	BEAUFORT	F8U 2	A1	20 20*					HMRL 262	NEW RIV JAX	HUS 1 HUS 1 HUS 1A	A1 B A1	36 1 2	18	18	20	20	
VMF 312	BEAUFORT	F8U 1 F8U 1 F8U 1E	A1 D5 A1	10 7 6	20 20 23*	20 20	20 20	20 20	HMRL 263	NEW RIV JAX	HRS 3 HUS 1	A1 A1	19 19*	22	19	16	9	
MARINE OBSERVATION SQDNS									HMRM 461	ABD CHMPLAIN	HR2S 1 HR2S 1	A1 A2	7 7*	14	14	14	14	14
VMO 1	NEW RIV JAX	OE 2 OE 1 OE 1 HOK 1	A1 A1 B A1	5 7 7 23*	5 7 7 24	5 7 7 24	5 7 7 24	5 7 7 24										

DECLASSIFIED

CONFIDENTIAL

TOTAL PROGRAM & NON-PROGRAM AIRCRAFT

TABLE 2 LOCATION OF AIRCRAFT INVENTORY AND PLANNED OPERATING ASSIGNMENTS

BY COMMAND AND UNIT

LANT UNIT	LOCATION	MODEL	INVENTORY		PLANNED OPT'G ASSIGNMENTS				LANT UNIT	LOCATION	MODEL	INVENTORY		PLANNED OPT'G ASSIGNMENTS									
			S T A T U S	NO ON BOARD	30 JUN 1960	30 SEP 1960	31 DEC 1960	31 MAR 1961				S T A T U S	NO ON BOARD	30 JUN 1960	30 SEP 1960	31 DEC 1960	31 MAR 1961						
OPERATIONAL TEST AND EVALUATION FORCE												AIRCRAFT FERRY SQUADRONS											
VX 1	KEY WEST	S2F 3	A9		1	1	1	1	VRF 31	NORFOLK	R4D 8	A2	1	2	FLEET BASES OVERSEAS								
		S2F 1	A9		2	2	2	2			R4D 5	A2	1	1									
		S2F 15	A9		1						SNB 5	A2	1	1									
		S2F 151	A9		2								3*	3									
		P2V 7	B		1																		
		P2V 75	A9		2	3	3	3															
		P2V 75	B		1																		
		P5M 2	A9		1																		
		P5M 25	A9			1	1	1			1												
		P5M 1	A9			1	1	1			1												
		P5M 15	A9		1																		
		SNB 5	A6			1	1	1			1												
SNB 5	A9		1																				
M55 1	A9		3	3	3	3	3																
HTL 7	A9		1																				
			14*	12	12	12	12																
VX 6	QUONSET PNT	P2V 7	A8	2	3	3	3	NAF	NAPLES	AD 6	G6	1		FLEET BASES OVERSEAS									
		P2V 7	D5	1	1	1	1			AD 5	A2	4	4		4	4							
		R7V 1	A8	1	1	1	1			R5D 2	A2	1	1		1	1							
		R5D 2	A8	1	1	1	1			R5D 22	A2	1	1		1	1							
		R5D 3	A8							R4D 8	A2	2	2		2	2							
		C 130BL	A8							R4Y 1	A2	1	1		1	1							
		R4D 8	A8	3	4	4	3			SNB 5	A6	5	5		5	5							
		R4D 8	B	1						HUP 3	A2												
		R4D 5	B	1						HUP 3	A2												
		UC 1	A9		1					HUP 2	A2												
		UC 1	A8	3	6	6	6			HUP 2	A8	1	1		1	1							
		UC 1	B	1							15*	14	14		14	14							
		UC 1	EN	1																			
		M55 1A	A8	2	4	4	4			4													
		M55 1A	EN	2	2	2	2			2													
			20*	19	19	22	19																
FLEET AIRCRAFT SERVICE SQDMS												AIRCRAFT FERRY SQUADRONS											
FASROM 3	NORFOLK	S2F 2	A5	1	1			NAF	LAJES	UF 2	A2	1	1	FLEET BASES OVERSEAS									
		S2F 1	A2	1						UF 1	A6	1	1		1								
		S2F 1	A5			1						1*	1		1	1							
		TF 1	A2	5	5																		
		SNB 5	A6	11	10																		
SNB 5	B	5																					
			23*	17																			
FASROM 5	OCEANA	R4D 5	A2	1																			
			1*																				
FASROM 102	NORFOLK	VV 2	A2		1																		
		VV 2	A9	1																			
		R5D 4R	A9	1	1																		
		R4Y 1	A2	2	3																		
		UF 2	A2	1																			
		UF 1	A8		1																		
		SNB 5	A6	2	2																		
				7*	8																		
FASROM 105	ROOSEVELT RDS	UF 2	A2	1																			
			1*																				
FASROM 106	ARGENTIA	R5D 5	A2	1	1																		
		SNB 5	A6	1	1																		
				8*	8																		
FASROM 107	ICELAND	R5D 5	A2	1	1																		
			1*	1																			
FASROM SPC 200	LONDON	R4D 8	A2	2																			
		R4D 5	A2	1																			
		R4Y 1	A2	1																			
		SNB 5	A6	3																			
				7*																			
FLEET UTILITY AND DRONE CONTROL SQDMS												AIRCRAFT FERRY SQUADRONS											
VU 2	QUONSET PNT	FJ 3	A8	8	6	6	6	FLT AIR DET	LONDON	R4D 8	A2	2	2	FLEET BASES OVERSEAS									
		FJ 3	EJ	2						R4D 5 6	A2	1	1										
		FJ 3M	A6	2	4	4	4			R4Y 1	A2	1	1										
		FJ 3M	B	3	3	3	3			SNB 5	A6	3	3										
		JD 1	A8	3	3	3	3					*	7		7								
			18*	13	13	13	13																
VU 4	OCEANA	FJ 3	A8	5																			
		FJ 3M	A8	8	10	10	10																
		FJ 3M	D5	1																			
		JD 1	A8	3	3	3	3																
			17*	13	13	13	13																
VU 10	GTMO BAY	FJ 3	A8	2	7	7	7																
		FJ 3M	A8	5	7																		
		FJ 3M	B	2	5	5	5																
		JD 1	A8	2	5	5	5																
			11*	12	12	12	12																
DET	JACKSONVILLE	JD 1	A8	1																			
		JD 10	A8	1																			
				2*																			

DECLASSIFIED

CONFIDENTIAL

TOTAL PROGRAM & NON-PROGRAM AIRCRAFT

TABLE 2 LOCATION OF AIRCRAFT INVENTORY AND PLANNED OPERATING ASSIGNMENTS BY COMMAND AND UNIT

LANT UNIT	LOCATION	MODEL	INVENTORY		PLANNED OPT'G. ASSIGNMENTS				LANT UNIT	LOCATION	MODEL	INVENTORY		PLANNED OPT'G. ASSIGNMENTS			
			S T A T U S	NO ON BOARD	30 JUN 1960	30 SEP 1960	31 DEC 1960	31 MAR 1961				S T A T U S	NO ON BOARD	30 JUN 1960	30 SEP 1960	31 DEC 1960	31 MAR 1961
TENTH NAVAL DISTRICT																	
NAVSTA	TRINIDAD	UF 2 UF 2	A2 A8	1 1*	1 1	1 1	1 1	1 1									
NAS GTMO BAY	GTMO BAY	P5M 2S R4D 5 6 R4D 6 UF 2 UF 1 SNB 5 T 34B HRS 3 HUP 2	HO A2 A8 A2 A2 A6 A8 A2 A2	1 1 2 1 1 1 1 1 1	1 1 2 1 1 1 1 6	1 1 2 1 1 1 5	1 1 2 1 1 1 5	1 1 2 1 1 1 5									
NAVSTA	ROOSEVLT RDS	F4D 1 R4D 8 R4D 6 UF 2 UF 1 SNB 5 HRS 3 HUP 2	B A2 A8 A2 A8 A6 A2 A2	4 2 1 1 1 1 1 1	2 2 1 2 1 1 1 6	2 2 1 2 1 1 1 6	2 2 1 2 1 1 1 6	2 2 1 2 1 1 1 6									
FIFTEENTH NAVAL DISTRICT																	
COM FIFTEEN	PANAMA	R4Y 1 R4Y 1	A2 A8	1 1*	1 1	1 1	1 1	1 1									
CV AND AV UTILITY AIRCRAFT																	
CVS 9 ESSEX	NORFOLK	TF 1 TF 1	A1 A2	1 1*	1 1	1 1	1 1	1 1									
CVA 11 INTREPD	QUONSET PNT	TF 1	A2	1 1*	1 1	1 1	1 1	1 1									
CVS15 RANDOLPH	NORFOLK	TF 1 TF 1	A2 D5	1 2*	1 1	1 1	1 1	1 1									
LPH 4 BOXER	NORFOLK	HTL 7	A2	1 1*	1 1	1 1	1 1	1 2									
CVS 36 ANTETAM	NEW YORK	TF 1	A2	1 1*	1 1	1 1	1 1	1 1									
CVS 39 CHMPLAN	MAYPORT	TF 1	A2	1 1*	1 1	1 1	1 1	1 1									
CVS 40 TARAWA	NEWPORT	TF 1	A2	1 1*	1 1	1 1	1 1	1 1									
CVA 38 SHANGRL	MAYPORT	TF 1	A2	* 1	1 1	1 1	1 1	1 1									
CVA 42 FDR	MAYPORT	TF 1	A2	1 1*	1 1	1 1	1 1	1 1									
CVA 59 FORSTAL	NORFOLK	TF 1	A2	1 1*	1 1	1 1	1 1	1 1									
CVA 60 SARATOG	NEW YORK	TF 1 TF 1	A2 D5	1 2*	1 1	1 1	1 1	1 1									
CVS 45 VALYFRG	NORFOLK	TF 1	A2	1 1*	1 1	1 1	1 1	1 1									
CVS 18 WASP	NORFOLK	TF 1	A2	1 1*	1 1	1 1	1 1	1 1									
CVA 62 INDPEND	NORFOLK	TF 1	A2	1 1*	1 1	1 1	1 1	1 1									
AV 5 ALBERMRL	NORFOLK	UF 1	A2	1 1*	1 1	1 1	1 1	1 1									
MARINE AIR FMF & FORCE AVIATION HDQTR SODNS																	
H6HS AFMFLNT	NORFOLK	R5D 5R R4Y 1 F9F 8T F9F 8T SNB 5	A2 A2 A4 A6 A6	1 1 2 2 2	1 1 2 2 6*	1 1 2 2 6	1 1 2 2 6	1 1 2 2 6									
MARINE FLEET TRAINING SODNS																	
VMT 1	CHERRY POINT	F9F 8T F9F 8T F9F 8T F9F 8T	A2 A4 B D5	21 1 1 24*	20 1 1 20	20 1 1 20	20 1 1 20	20 1 1 20									
MARINE CORPS AIR STATIONS																	
MCAS	CHERRY PNT	F3H 2	B	4 4*													
NAVAL ATTACHES AND MISSIONS LANT																	
ATT ATHENS	GREECE	UF 2 UF 1	A2 A8	1 1*	1 1	1 1	1 1	1 1									
ATT CAIRO	EGYPT	R4D 5 6 R4D 6	A8 A8	1 1*	1 1	1 1	1 1	1 1									
ATT MEXICO CTY	MEXICO	R4D 5 6 R4D 5	A8 A8	1 1*	1 1	1 1	1 1	1 1									
ATT NEW DELHI	INDIA	R4D 5 6 R4D 6	A8 A8	1 1*	1 1	1 1	1 1	1 1									
ATT OSLO	NORWAY	UF 2 UF 2	A2 A8	1 1*	1 1	1 1	1 1	1 1									
ATT CAPETOWN	SO AFRICA	R4D 5 6 R4D 6	A8 A8	1 1*	1 1	1 1	1 1	1 1									
ATT TEHRAN	IRAN	R4D 5 6 R4D 6	A8 A8	1 1*	1 1	1 1	1 1	1 1									
MISSION ANKARA	TURKEY	R4D 5 6	A8	* 1	1 1	1 1	1 1	1 1									
MISSION BOGOTA	COLOMBIA	R4D 5 6 R4D 5	A8 A8	1 1*	1 1	1 1	1 1	1 1									
MISSION PTAUPR	HAITI	HRS 3	A8	1 1*	1 1	1 1	1 1	1 1									
MISSION LIMA	PERU	R4D 5 6 R4D 5	A8 A8	1 1*	1 1	1 1	1 1	1 1									
MISSION QUITO	ECUADOR	R4D 5 6 R4D 6	A8 A8	1 1*	1 1	1 1	1 1	1 1									
MISSION RIO DJ	BRAZIL	R4D 6R	A8	1 1*	1 1	1 1	1 1	1 1									
MISSION VLPRSO	CHILE	R4D 5 6 R4D 6	A8 A8	1 1*	1 1	1 1	1 1	1 1									
NAV ADV GROUP	BUENOS AIRES	R4D 5 6	A8	* 1	1 1	1 1	1 1	1 1									
MISSION CUITRU	DOM REP	SNB 5	A8	1 1*	1 1	1 1	1 1	1 1									
PROGRAM OPERATING												1829	1856	1811	1831	1829	
OPERATIONAL POOL												249					
TOTAL PROGRAM												2078					
NON PROGRAM (INCLUDING DRONES)												6					
TOTAL INVENTORY												2084					

**TABLE 2 LOCATION OF AIRCRAFT INVENTORY AND PLANNED OPERATING ASSIGNMENTS
BY COMMAND AND UNIT**

PAC UNIT	LOCATION	MODEL	INVENTORY		PLANNED OPT'G ASSIGNMENTS				PAC UNIT	LOCATION	MODEL	INVENTORY		PLANNED OPT'G ASSIGNMENTS								
			STATUS	NO ON BOARD	30 JUN 1960	30 SEP 1960	31 DEC 1960	31 MAR 1961				STATUS	NO ON BOARD	30 JUN 1960	30 SEP 1960	31 DEC 1960	31 MAR 1961					
CARRIER AIR GROUPS																						
CVG 2													CVG 11									
VA 23	ALAMEDA	FJ 4B FJ 4B	A1 HO	12 1 13*	12 12	12 12	12 12	12 12	VF 111	MIRAMAR	F11F 1 F11F 1	A1 D5	14 2 16*	14 14	14 14	14 14	14 14					
VF 24	ALAMEDA	F8U 2 F8U 1	A1 A1	5 8 13*	4 10 14	14 14	14 14	14 14	VA 112	MIRAMAR	A4D 2 A4D 2 A4D 2	A1 D5 G6	8 2 1 48*	12 12	12 12	12 12	12 12					
VA 22	ALAMEDA	FJ 4B FJ 4B FJ 4B	A1 B7 G6	11 1 13*	12 12	12 12	12 12	12 12	VA 113	MIRAMAR	A4D 2 A4D 2 A4D 2	A1 D5 G6	11 1 13*	12 12	12 12	12 12	12 12					
VF 21	ALAMEDA	F3H 2 F3H 2	A1 D5	13 1 14*	14 14	14 14	14 14	14 14	VF 114	MIRAMAR	F3H 2	A1	11 11*	14 14	14 14	14 14	14 14					
VA 25	ALAMEDA	AD 7	A1	10 10*	12 12	12 12	12 12	12 12	VA 115	MIRAMAR	AD 7	A1	15 15*	12 12	12 12	12 12	12 12					
VAH 8	WHDBY ISLAND	A3D 2 A3D 2	A1 D5	5 1 6*	9 9	9 9	9 9	9 9	CVG 12													
CVG 5													VF 121	MIRAMAR	F3H 2 F3H 2 F3H 2 F4H 1 F3D 2T2 F9F 8T F9F 8T F9F 8T F9F 8T F3D 2T2	A4 D5 G6 A4 A1 A1 A4 D5 A4	29 5 1 1 20 3 1 1 61*	30 30	30 30	30 30	30 10 7 10	10 23 23 23 23
VF 51	ABD TICDRGA	F8U 1 F4D 1 F4D 1	A1 A1 D5	11 1 12*	12 12	12 12	12 12	14 14	VA 122	NORTH ISLAND	AD 7 AD 7 AD 6 AD 6 AD 5 AD 5 T 28B	A1 A4 A1 A4 A1 A4	7 7 16 2 2 10 35*	7 11	7 11	7 11	7 11					
VA 52	ABD TICDRGA	AD 6	A1	10 10*	12 12	12 12	12 12	12 12	VF 124	MOFFETT FLD	F8U 2 F8U 2 F8U 1 F8U 1 F8U 1 F8U 1E F8U 1E F8U 1E F8U 2N F9F 8T F9F 8T F9F 8T	A4 B7 A4 HO A4 D5 G6 A4 A4 B7 D5	1 7 18 2 1 4 1 26 27 1 3 67*	4 10	4 10	4 10	4 10					
VF 53	ABD TICDRGA	F3H 2	A1	12 12*	14 14	14 14	14 14	14 14	VA 125	MOFFETT FLD	A4D 2 A4D 2 A4D 2N A4D 2N A4D 1 A4D 1 A4D 1	A4 B7 A4 B7 A4 A4 D5	1 1 10 10 17 5 33*	12 12	12 12	7 7	24 24					
VA 55	ABD TICDRGA	A4D 2	A1	12 12*	12 12	12 12	12 12	12 12	VA 126	MIRAMAR	FJ 4 FJ 4 A4D 2 A4D 1 FJ 4B FJ 4B	A1 B7 A4 A4 A6 A6 D5	11 11 21 12 1 45*	10 10	15 15	24 24	24 24					
VA 56	ABD TICDRGA	A4D 2	A1	12 12*	12 12	12 12	12 12	12 12	VAH 123	WHDBY ISLAND	A3D 2P A3D 2P A3D 2T A3D 2T A3D 1 A3D 1 A3D 1 F9F 8T	A1 A4 A4 A5 A4 A5 D5 A4	2 2 3 3 12 1 4 22*	2 2	2 2	1 1	4 4 10 10 5 5 20					
VAH 4	WHDBY ISLAND	A3D 2 A3D 2 A3D 2 A3D 2	A1 A2 D5 G6	8 1 6 1 16*	9 9	9 9	12 12	14 14	VF 91	ABD RANGER	F8U 2 F8U 2	A1 HO	13 1 14*	14 14	14 14	14 14	14 14					
CVG 9													VF 92	ABD RANGER	F3H 2 F3H 2	A1 G6	4 10 14*	14 14	14 14	14 14	14 14	
VF 91	ABD RANGER	F8U 2 F8U 2	A1 HO	13 1 14*	14 14	14 14	14 14	14 14	VA 93	ABD RANGER	A4D 2 A4D 2 A4D 2N	A1 G6 A1	11 1 12*	12 12	12 12	12 12	12 12					
VA 94	ABD RANGER	A4D 2 A4D 2N	A1	12 12*	12 12	12 12	12 12	12 12	VA 95	ABD RANGER	AD 7	A1	12 12*	12 12	12 12	12 12	12 12					
VA 96	ABD RANGER	A3D 2	A1	10 10*	12 12	12 12	12 12	12 12	VAH 6	ABD RANGER	A3D 2	A1	10 10*	12 12	12 12	12 12	12 12					

DECLASSIFIED

TOTAL PROGRAM & NON-PROGRAM AIRCRAFT

TABLE 2 LOCATION OF AIRCRAFT INVENTORY AND PLANNED OPERATING ASSIGNMENTS
BY COMMAND AND UNIT

PAC UNIT	LOCATION	MODEL	INVENTORY					PLANNED OPT'G. ASSIGNMENTS					PAC UNIT	LOCATION	MODEL	INVENTORY					PLANNED OPT'G. ASSIGNMENTS				
			S T A T U S	NO ON BOARD	30 JUN 1960	30 SEP 1960	31 DEC 1960	31 MAR 1961	S T A T U S	NO ON BOARD	30 JUN 1960	30 SEP 1960				31 DEC 1960	31 MAR 1961	S T A T U S	NO ON BOARD	30 JUN 1960	30 SEP 1960	31 DEC 1960	31 MAR 1961		
CVG 14																									
VF 141	MIRAMAR	F3H 2	A1	12 12*	14 14	14 14	14 14	14 14						<u>COMPOSITE PHOTOGRAPHIC SQDMS</u>											
VF 142	MIRAMAR	F8U 2 F8U 2	A1 G6	13 14*	14 14	14 14	14 14	14 14						VCP 61	AGANA	F8U 1P F8U 1P F8U 1P A3D 2P F9F 8T SNB 5P	A1 G6 HO A1 A4 A4	12 1 1 6 1 1	12 1 1 6 1 1	12 1 1 6 1 1	12 1 1 6 1 1	12 1 1 6 1 1			
VA 144	MIRAMAR	A4D 2N FJ 4B FJ 4B	A1 B7	12 13*	12 12	12 12	12 12	12 12						VCP 63	MIRAMAR	F8U 1P F8U 1P A3D 2P F9F 8T	A1 G6 A1 A4	19 1 1 1	20 1 3 3	20 1 3 3	20 1 3 3	20 1 3 3			
VA 145	MIRAMAR	AD 6	A1	11 11*	12 12	12 12	12 12	12 12						<u>AIR EARLY WARNING SQDMS</u>											
VA 146	ABD RANGER	A4D 2N FJ 4B FJ 4B	A1 B7	12 2 14*	12 12	12 12	12 12	12 12						VAW 11	NORTH ISLAND	AD 5 AD 5Q TF 1Q WF 2 AD 5W S2F 2	A1 A1 A1 A1 A1 A1	1 13 2 8 16 2	1 10 2 10 20 42*	8 8 15 20 20	8 8 13 20 23	8 8 11 22 43			
CVG 15																									
VF 151	MOFFETT FLD	F3H 2 F3H 2 F3H 2	A1 D5 19	10 4 15*	14 14	14 14	14 14	14 14							DET T	ABD YORKTOWN	AD 5W	A1	4 4*						
VA 152	MOFFETT FLD	AD 6	A1	14 14*	12 12	12 12	12 12	12 12						VAW 13	AGANA	AD 5Q WF 2 AD 5W	A1 A1 A1	4 2 8 12*	6 2 9 15	8 3 20	8 6 20	8 12 23			
VA 153	MOFFETT FLD	A4D 2 A4D 2 A4D 2	A1 D5 HO	10 2 13*	12 12	12 12	12 12	12 12						DET M	ABD RANGER	AD 5Q AD 5W	A1 A1	2 3 5*							
VF 154	MOFFETT FLD	F8U 1E F8U 1E F8U 1E	A1 D5 G5	10 4 15*	14 14	14 14	14 14	14 14						<u>INTERCEPTOR SQDN</u>											
VA 155	MOFFETT FLD	A4D 2 A4D 2	A1 D5	9 3 12*	12 12	12 12	12 12	12 12						VFAW 3	NORTH ISLAND	F3D 2 F4D 1 F4D 1 F4D 1 F4D 1 F3D 2T2 SNB 5	A4 A1 B B7 D5 A1 A8	1 24 2 2 3 1 1	25 25	25 25	25 25	25 25			
VAN 2	WHDBY ISLAND	A3D 2 A3D 2 A3D 2	A1 G5 G6	5 3 9*	12 12	12 12	12 12	12 12						<u>GUIDED MISSILE SERVICE SQDN</u>											
CVG 19																									
VF 191	ABD RICHARD	F8U 1 F11F 1	A1 A1	12 12*	14 14	14 14	14 14	14 14						GMSRON 1	BARBERS PNT	FJ 3D F9F 5KD TV 2D	A1 A1 A2	8 5 3 16*	8 3 3 14	8 3 3 14	8 3 3 14	8 3 3 14			
VA 192	ABD RICHARD	A4D 2 A4D 2N	A1 A1	12 12*	12 12	10 10	12 12	12 12						DET S	NAMA	F9F 5KD	A1	2 2*	2 2	2 2	2 2	2 2			
VF 193	ABD RICHARD	F3H 2	A1	12 12*	14 14	14 14	14 14	14 14						DET Z	POINT MUGU	FJ 4 FJ 4 FJ 3D F9F 5KD TV 2D	A1 D5 A1 A1 A2	1 4 2 3 3 10*	1 4 2 3 3 10	1 4 2 3 3 10	1 4 2 3 3 10	1 4 2 3 3 10			
VA 195	ABD RICHARD	A4D 2 A4D 2N	A1 A1	12 12*	12 12	10 10	12 12	12 12						<u>FLEET AIR RECONNAISSANCE SQDMS</u>											
VA 196	ABD RICHARD	AD 6	A1	10 10*	12 12	12 12	12 12	12 12						VO 1	IWAKUNI	A3D 2Q A3D 1Q A3D 1Q P4M 1Q P4M 1Q MV 2Q F9F 8T F9F 8T	A1 A1 FE A1 G6 A1 A4 A6	3 1 1 2 1 1 1 9*	4 1 1 3 3 3 1 9	6 1 1 3 3 3 1 13	9 1 1 3 3 3 1 14	9 1 1 3 3 3 1 14			
VAN 4 E	ABD RICHARD	A3D 2	A1	3 3*																					
VAN 4 N	ABD TICNDRGA	A3D 2	A1	3 3*																					
VAN 7	ABD KITTYHWK	A3D 2	A1	*							6 6														
CVG 21																									
VF 211	MOFFETT FLD	F8U 1	A1	14 14*	14 14	14 14	14 14	14 14																	
VA 212	ABD LEXINGTN	FJ 4B FJ 4B	A1 B7	12 14*	12 12	12 12	12 12	12 12																	
VF 213	MOFFETT FLD	F3H 2 F3H 2	A1 D5	10 4 14*	14 14	14 14	14 14	14 14																	
VA 215	MOFFETT FLD	AD 6	A1	11 11*	12 12	12 12	12 12	12 12																	
VA 216	MOFFETT FLD	FJ 4B FJ 4B	A1 G6	11 1 12*	12 12	12 12	12 12	12 12																	

DECLASSIFIED

TOTAL PROGRAM & NON-PROGRAM AIRCRAFT

TABLE 2 LOCATION OF AIRCRAFT INVENTORY AND PLANNED OPERATING ASSIGNMENTS
BY COMMAND AND UNIT

PAC UNIT	LOCATION	MODEL	INVENTORY					PLANNED OPT'G ASSIGNMENTS				PAC UNIT	LOCATION	MODEL	INVENTORY					PLANNED OPT'G ASSIGNMENTS						
			S T A T U S	NO ON BOARD	30 JUN 1960	30 SEP 1960	31 DEC 1960	31 MAR 1961	S T A T U S	NO ON BOARD	30 JUN 1960				30 SEP 1960	31 DEC 1960	31 MAR 1961	S T A T U S	NO ON BOARD	30 JUN 1960	30 SEP 1960	31 DEC 1960	31 MAR 1961			
CARRIER ANTI SUBMARINE SQDNS											PATROL SQDNS SEA PLANE															
VS 21	NORTH ISLAND	S2F 2 S2F 2 S2F 1 S2F 1S S2F 1S	A1 HO A1 BT A1 D5	3 1 2 13 1	2	3	2	2	2	VP 40	SANGLEY PNT	P5M 2S P5M 1 P5M 1	A1 A1 19	11 1 12*	11	11	11	11	10							
VS 23	ABD YORKTOWN	S2F 3 S2F 1 S2F 1 S2F 1S	A1 A1 B7 A1	9 1 11 22*	20	20	8	4	6	VP 42	NORTH ISLAND	P5M 2S P5M 1	A1 A1	10 10*	10	10	10	9	9							
VS 25	LOS ALAMITOS	S2F 1	A1	*			10	10	10	VP 46	NORTH ISLAND	P5M 1 P5M 1S	A1 A1	9 9*	9	6	4	2	8							
VS 29	NORTH ISLAND	S2F 2 S2F 1	A1 A1		2	3	2	2	2	VP 47	ALAMEDA	P5M 2 P5M 2S	A1 A1	12 12*	12	8	3	6	9							
VS 33	NORTH ISLAND	S2F 2	A1	*	2	2	2	2	2	VP 48	NORTH ISLAND	P5M 2 P5M 2S	A1 A1	9 11*	7	5	10	10	10							
VS 37	LOS ALAMITOS	S2F 2 S2F 2 S2F 1 S2F 1 S2F 1S	A1 B7 A1 D5 A1	1 3 6 1 11 22*	2	18	20	20	20	VP 50	WHDBY ISLAND	P5M 2S P5M 2SA	A1 A1	10 11*	11	11	11	11	11							
VS 38	NORTH ISLAND	S2F 2 S2F 2 S2F 2 S2F 1 S2F 1S S2F 1S	A1 B7 D5 A1 A1 D5	2 1 1 3 15 1	2	2	2	2	2	FLEET AIR EARLY WARNING SQDNS																
HELICOPTER ANTI SUBMARINE SQDNS											VW 1	AGANA	WV 2 RTV 1	A2 A5	9 1 10*	9	9	9	9	9						
HS 2	REAM FLD	HSS 1 HSS 1N	A1 A1	14 14*	14	14	15	7	8	VW 3	AGANA	WV 2 WV 2	A1 A2	9 9*	9	9	9	9								
HS 4	ABD YORKTOWN	HSS 2 HSS 1N	A1 A1	15 15*	14	14	15	16	16	BARRIER SQUADRONS DISTANT WARNING																
HS 6	ABD KEARSRGE	HSS 1 HSS 1N	A1 A1	10 11*	11	11	12	15	15	AENBARRONPAC	BARBERS PNT	WV 2 WV 2 RTV 1	A2 D9 A5	25 8 5 38*	25	25	25	25	25							
HS 8	REAM FLD	HSS 1 HSS 1N	A1 A1	13 13*	14	14	15	15	15	HELICOPTER RECONNAISSANCE SAR SQDNS																
PATROL SQDNS LAND PLANE											HU 1	REAM FLD	HO4S 3 HRS 3 HUS 1 HUS 1 HUS 1A HUL 1 HUP 3 HUP 2 HTL 7 HTL 7	A2 A2 A2 A2 A2 A2 A2 A2 A*	1 3 3 2 2 6 17 6 38*	1	2	2	6	6	12	17	2	42	44	42
VP 1	WHDBY ISLAND	P2V 7S	A1	12 12*	12	12	12	12	12	DET 1	OPPAMA	HRS 3 HUP 2 HUP 2	A2 A1 A2	1 1 12 14*	2	2	2	2	2							
VP 2	KODIAK	P2V 7 P2V 7S	A1 A1	4 8 12*	4	8	8	12	12	UNIT 1	ABD HELENA	HUP 2	A1	*	1	1										
VP 4	NAMA	P2V 5 P2V 5F P2V 5F P2V 5S	A1 A1 D5 A1	11 1 2 14*	12	12	12	12	12	UNIT 2	ABD MAURY	HRS 3	A1	*	1	1										
VP 6	BARBERS PNT	P2V 5F P2V 5S	A1 A1	1 11 12*	1	12	12	12	12	UNIT 3	ABD LST 802	HUP 2	A1	*	1	1										
VP 9	ALAMEDA	P2V 7 P2V 7S	A1 A1	4 8 12*	4	8	8	10	12	UNIT 7	ABD ST PAUL	HUP 2	A1	*	1	1										
VP 17	WHDBY ISLAND	P2V 7S P2V 5 P2V 5F	A1 A1 A1	7 5 12*	5	9	3	12	12	UNIT 12	NAVY 824	HRS 3	A1	*	1	1										
VP 19	ALAMEDA	P2V 7 P2V 7S	A1 A1	2 10 12*	2	10	10	12	12	UNIT 15	ABD ELDORADO	HUL 1	A1	*	1	1										
VP 22	BARBERS PNT	P2V 5 P2V 5F P2V 5S	A1 A1 A1	7 5 12*	9	12	12	12	12	UNIT 16	ABD BURTONIS	HO4S 3 HUL 1	A1 A1	*	1 1	2										
VP 28	IWAKUNI	P2V 5S	A1	12 12*	12	12	12	12	12	DET B	ABD TICNDRGA	HUP 2	A2	*	2	2										
										DET C	ABD HANCOCK	HUP 2	A2	*			2	2	2							
										DET D	ABD CORALSEA	HUP 2	A2	*					2							

DECLASSIFIED

CONFIDENTIAL

TOTAL PROGRAM & NON-PROGRAM AIRCRAFT

TABLE 2 LOCATION OF AIRCRAFT INVENTORY AND PLANNED OPERATING ASSIGNMENTS
BY COMMAND AND UNIT

PAC UNIT	LOCATION	MODEL	INVENTORY		PLANNED OPT'G ASSIGNMENTS				PAC UNIT	LOCATION	MODEL	INVENTORY		PLANNED OPT'G ASSIGNMENTS				
			S T A T U S	NO ON BOARD	30 JUN 1960	30 SEP 1960	31 DEC 1960	31 MAR 1961				S T A T U S	NO ON BOARD	30 JUN 1960	30 SEP 1960	31 DEC 1960	31 MAR 1961	
HU 1 DET E	ABD RICHARD	HUP 2	A2	*	2													
DET F	ABD ORISKANY	HUP 2	A2	*		2	2		VMF 232	KANEOME	F8U 1E F8U 1E F8U 1E F8U 1E	A1 A1 D5 FE	1 12 1 4	20	20	20	20	
DET L	ABD LEXINGTN	HUP 2	A2	*				2					18*	20	20	20	20	
DET M	ABD RANGER	HUP 2	A2	*	2	2			VMF 251	CUBI PNT	F8U 1E F8U 1E	A1 D5	16 4	20	20			
FLEET TACTICAL SUPPORT SQDNS									VMF 312	EL TORO	F8U 1E	A1	*			20	20	
VR 21	BARBERS PNT	R6D 1 R6D 12 R5D 22	A2 A2 A2	9 2 1	12 2 1	12 2 1	12 2 1	12 2 1	VMF 323	EL TORO	F8U 1 F8U 1 D5 F8U 1	A1 B7 D5 G6	18 2 2 1	20	20	20	20	
DET	NORTH ISLAND	R5D 5Z R5D 2Z R4Y 1- TF 1	A2 A2 A2 A2	1 1 3 4	1 1 3 4	1 1 3 4	1 1 3 4	1 1 3 4	VMF 334	EL TORO	F8U 1 F8U 1 F8U 1 F8U 1	A1 B7 D5 G6	17 3 2 1	20	20	20	20	
DET	ATSUGI	R5D 2Z TF 1 TF 1	A2 A2 D5	1 7 1	1 7 8	1 7 8	1 7 8	1 7 8	VMF 451	EL TORO	F8U 2 F8U 2	A1 B7	20 2	20	20	20	20	
MARINE HEADQUARTERS SQDNS									MARINE ALL WEATHER FIGHTER SQDNS									
HARS 17	IWAKUNI	R5D 2 3 R5D 3 R5D 3 R4D 8 F9F 8T SNB 5 SNB 5 HRS 3 HUK 1	A2 A2 D3 A2 A6 A4 A6 A1 A2	2 1 1 4 8 3 3 2	2 4 4 5 3 3 3	2 4 4 5 3 3 2	2 4 4 5 3 3 2	2 4 4 5 3 3 2	VMFAW 115	ATSUGI	F4D 1	A1	*		20	20	20	
H6MS 11	CUBI PNT	F8U 1 F4D 1 F4D 1 R4D 8 F9F 8T F9F 8T	B7 B7 D5 A2 A4 A4	3 1 4 1 2 3		1 1 2 2	1 1 2 2	1 1 2 2	VMFAW 314	ATSUGI	F4D 1 F4D 1 F4D 1	A1 B7 HO	20 5 1	20	20	20	20	
H6MS 12	IWAKUNI	A4D 2 R4D 8 F9F 8T F9F 8T	D5 A2 A2 A4	2 1 2 3	2 1 2 3	2 1 2 3	2 1 2 3	2 1 2 3	VMFAW 513	EL TORO	F4D 1 F4D 1	A1 D5	13 4	20	20	20	20	
H6MS 13	KANEOME	F8U 1 FJ 4 R5D 4R R4D 6 F9F 8T F9F 8T	B7 B7 A2 A2 A2 A4	1 4 1 1 3 3	1 1 1 3 3 10*	1 1 1 3 3 4	1 1 1 3 3 4	1 1 1 3 3 4	VMFAW 531	CUBI PNT	F4D 1	A1	20 20*	20	20	20	20	
H6MS 15	EL TORO	F4D 1 A4D 2 R4D 5 6 R4D 5 F9F 8T F9F 8T	D5 B7 A2 A2 A2 A4	1 1 1 1 3 3	1 1 1 3 3 6*	1 1 1 3 3 4	1 1 1 3 3 4	1 1 1 3 3 4	VMFAW 542	CUBI PNT	F4D 1	A1	20 20*	20	20	20	20	
H6MS 16	FUTEMA	HUS 1A HUS 1A	AK A2	2 1	3 3	3 3	3 3	3 3	MARINE ATTACK SQDNS									
HARS 37	EL TORO	R5D 4R R4D 8 R4D 5 6 R4D 6 R4D 5 TV 2 F9F 8T SNB 5	A2 A2 A2 A2 A2 A6 A6 A6	1 2 1 1 1 3 4 1	1 2 1 1 1 3 4 11	1 2 1 1 1 3 4 11	1 2 1 1 1 3 4 11	1 2 1 1 1 3 4 11	VMA 121	IWAKUNI	A4D 2 A4D 2 A4D 2	A1 D5 HO	17 2 1	20	20	20	20	
H6MS 33	EL TORO	R4D 5 6 R4D 6 F9F 8T F9F 8T	A2 A2 A2 A4	1 1 3 3	1 1 3 3	1 1 3 3	1 1 3 3	1 1 3 3	VMA 211	EL TORO	A4D 2N A4D 1 A4D 1	A1 A1 D5	6 15 5	10	20	20	20	
H6MS 36	SANTA ANA	HUS 1A	A2	*	1	1	1	1	VMA 212	KANEOME	FJ 4B FJ 4B	A1 C9	18 4	20	20	20	20	
MARINE COMPOSITE PHOTOGRAPHIC SQDNS									VMA 214	KANEOME	FJ 4B FJ 4B	A1 C9	16 20*	20	20	20	20	20
VMCJ 1	IWAKUNI	F8U 1P F8U 1P F8U 1P F3D 20	A1 G6 A1 A1	6 1 7 15*	6 1 7 12	6 1 7 12	6 1 7 12	6 1 7 12	VMA 223	EL TORO	FJ 4 FJ 4B FJ 4B	D5 A1 B7	3 20 3	20	20	20	20	
VMCJ 3	EL TORO	F8U 1P F8U 1P F8U 1P F3D 20	A1 B7 G5 A1	11 2 1 19*	12 2 1 21	12 2 1 21	12 2 1 21	12 2 1 21	VMA 311	EL TORO	A4D 2	A1	20 20*	20	20	20	20	
									VMA 324	IWAKUNI	A4D 2	A1	*		20	20	20	
									VMA 332	IWAKUNI	A4D 2	A1	19 19*	20 #				

DECLASSIFIED

TOTAL PROGRAM & NON-PROGRAM AIRCRAFT

TABLE 2 LOCATION OF AIRCRAFT INVENTORY AND PLANNED OPERATING ASSIGNMENTS BY COMMAND AND UNIT

PAC UNIT	LOCATION	MODEL	INVENTORY					PLANNED OPT'G. ASSIGNMENTS				PAC UNIT	LOCATION	MODEL	INVENTORY					PLANNED OPT'G. ASSIGNMENTS			
			S T A T U S	NO ON BOARD	30 JUN 1960	30 SEP 1960	31 DEC 1960	31 MAR 1961	S T A T U S	NO ON BOARD	30 JUN 1960				30 SEP 1960	31 DEC 1960	31 MAR 1961	S T A T U S	NO ON BOARD	30 JUN 1960	30 SEP 1960	31 DEC 1960	31 MAR 1961
MARINE TRANSPORT SQDNS												FLFET AIRCRAFT SERVICE SQDNS											
VMR 253	ZWAKUNI	R5D 2 3 R5D 3 R5D 3 R5D 2 R5D 2 RAQ 2 RAQ 2	A2 A2 D3 A2 D3 A2 D3	8 5 1 3 1 8 2	8 16	8 16	8 16	8 16	FASRON 4	NORTH ISLAND	AD 6 AD 5 RAD 8 TF 1 TF 1 TV 2 F9F 8T SNB 5 SNB 5P	EJ A6 A2 A2 A6 A6 A6	1 1 1 3 1 5 3 10 1	1 1 1 1 5 3 4	1 1 1 1 5 3 4	1 1 1 1 1 1 1	1 1 1 1 1 1 1						
VMR 352	EL TORO	R5D 2 3 R5D 5 R5D 3 R5D 2 RAQ 2 GV 1	A2 A2 A2 A2 A2 A2	10 1 10 5 5 21*	10 15	10 15	10 15	10 16	DET A	LOS ALAMITOS	SNB 5	A6	2 2*	1 1	1 1	1 1	1 1						
MARINE HELICOPTER TRANSPORT SQDNS												MIRAMAR											
HMRL 161	KANEOME	OE 1 HRS 3 HRS 3 HUS 1	A2 A1 A2 A1	3 7 3 13*	13	12 12	12 12	12 12	FASRON 12	MIRAMAR	F12F 1 F3H 2 F3H 2 AD 5 TV 2 F9F 8T	D5 B D5 A6 A6 A6	2 2 1 1 3 2	1 1 1 1 3 10*	4								
HMRL 364	SANTA ANA	HUS 1	A1	*				5	FASRON 110	NORTH ISLAND	P5M 1 P5M 1 SNB 5	B G6 A6	1 1 2	4*									
HMRL 162	FUTEMA	HUS 1	A1	*	24	24	24	24	FASRON 114	KODIAK	UF 2	A2	1 1*	1 1	1 1								
HMRL 165	SANTA ANA	HUS 1	A1	25 25*	20	24	24	24	FASRON 117	BARBERS PNT	TF 1 JD 1 JD 1 F9F 8T SNB 5 HUK 1	A2 F6 F6 A6 A6 A6	1 1 1 3 7 4	3 3 7 3	3 3	3 3							
HMRL 261	FUTEMA	HUS 1	A1	18 18*					FLEET UTILITY AND DRONE CONTROL SQDNS														
HMRL 361	SANTA ANA	HUS 1 HUS 1A	A1 A1	30 1 31*	20	24	24	24	VU 1	BARBERS PNT	F9F 6D F 3D2 AD 5 AD 5 F9F 8T F9F 8T SNB 5P HUK 1 HUP 2	A8 A8 A2 A8 A4 A8 A8 A8 A8	2 2 6 6 1 1 1 1 14*	2 2 6 6 1 1 1 1 12	3 3 6 6 1 1 1 1 13	3 3 6 6 1 1 1 1 13	4 4 6 6 1 1 1 1 14						
HMRL 362	ABD PRINCETN	HUS 1	A1	19 19*	24	24	24	24	VU 3	BROWN FIELD	FJ 3D2 P2V 5FD JD 1D F9F 8T T 288D	A8 A8 A8 A8 A8	6 6 6 2 3	6 6 3 2 12	6 6 3 2 12	6 6 3 2 12	6 6 3 2 12						
HMRL 363	EL TORO	HOK 1 HRS 3	A1 A1	12 12*	24	20	20	20	VU 5	ATSUGI	FJ 4 FJ 3D2 P2V 5FD JD 1 F9F 8T SNB 5P HUS 1A	A8 A8 A8 A8 A8 A8 A8	4 4 1 3 2 2 17*	5 5 4 4 2 2 11	5 5 4 4 2 2 11	5 5 4 4 2 2 11							
HMRM 462	SANTA ANA	HR2S 1 HR2S 1 HR2S 1	AJ A1 G6	1 16 1 18*	16	14	14	14	DET A	CUBI PNT	AD 5 AD 5 JD 1	A2 A8 A8	1 1 3*	3 3 3	3 3 3	3 3 3							
MARINE OBSERVATION SQDNS												DET B											
VMO 2	TAIWAN	OE 1 OE 1 SNB 5 HOK 1 HOK 1 HOK 1 HOK 1	A1 A2 A6 AK A1 A2	12 2 2 12 8 24*	10	10	10	10	DET B	NAHA	FJ 3D2 P2V 5FD	A8 A8	4 *	4 5	4 5	4 5	4 5						
VMO 6	CAMP PENDLET	OE 2 OE 2 HOK 1	A1 Y A1	10 1 10 21*	12	12	12	12	VU 7	BROWN FIELD	FJ 4 FJ 4 FJ 4 FJ 4 RAD 5 6 RAD 5 JD 1 SNB 5P	A8 A8 A8 A8 A8 A8 A8 A8	11 1 8 1 1 1 10 2	12 12 4 4 1 1 10 1	12 12 4 4 1 1 10 1	12 12 4 4 1 1 10 1							
OPERATIONAL TEST AND EVALUATION FORCE												CHINA LAKE											
VX 4	POINT MUGU	FBU 2N F3H 2 F3H 2 F3H 2 F4H 1 F3D 2T2 F4D 1 F4D 1 F4D 1 F4D 1 A4D 2 A4D 1 F9F 8T F3D 2T2 SNB 5 F9F 6K F9F 6K	A4 A9 B D5 A9 A1 A9 A9 B7 A9 A9 A9 A6 A6 A8 A9	1 1 2 2 1 1 2 1 1 1 1 1 1 2 8 7 28*	3 3	3 3	3 3	3 3	VX 5	CHINA LAKE	A4D 2 A4D 2N FJ 4B A3D 2 F9F 8T SNB 5	A9 A9 A9 A9 A6 A6	2 4 1 1 1 1 10*	2 4 2 2 1 1 11	2 4 2 2 1 1 11	2 4 2 2 1 1 11							

CONFIDENTIAL

TOTAL PROGRAM & NON-PROGRAM AIRCRAFT

DECLASSIFIED

TABLE 2 LOCATION OF AIRCRAFT INVENTORY AND PLANNED OPERATING ASSIGNMENTS BY COMMAND AND UNIT

PAC UNIT	LOCATION	MODEL	INVENTORY		PLANNED OPT'G. ASSIGNMENTS				PAC UNIT	LOCATION	MODEL	INVENTORY		PLANNED OPT'G. ASSIGNMENTS			
			S T A T U S	NO ON BOARD	30 JUN 1960	30 SEP 1960	31 DEC 1960	31 MAR 1961				S T A T U S	NO ON BOARD	30 JUN 1960	30 SEP 1960	31 DEC 1960	31 MAR 1961
AIRCRAFT FERRY SQUADRONS																	
VRF 32	NORTH ISLAND	R4D 8 R4D 6	A2 A2	1 2*					NAVSTA	SANGLEY PNT	R5D 2 3 R5D 2 R4D 5 6 R4D 6 UF 1 SNB 5 HUK 1	A2 A8 A2 A2 A6 A2	1 2 1 1 1 1	1 2 1 1 1 1	1 2 1 1 1 1	1 2 1 1 1 1	
FLEET BASES OVERSEAS																	
NAS	AGANA	R5D 2 3 R4D 8 UF 1 SNB 5 HUK 1	A2 A2 A2 A6 A2	1 1 1 1 6*	1 2 1 1 7	1 3 1 1 7	1 3 1 1 7	1 3 1 1 7	COMNAVFORJAPAN	YOKOSUKA	R4D 8	A2	1 1*	1 1	1 1	1 1	
NAS	ATSUGI	AD 7 R4D 8 F9F 8T SNB 5 HRS 3 HUK 1 HUP 2	B A2 A6 B A1 A2 A2	1 1 7 1 1 2 2	1 1 7 1 2 2 17	1 1 7 1 2 2 19	1 1 7 1 2 2 19	1 1 7 1 2 2 19	COMNAVFORKOREA	SEOUL	SNB 5	A8	2 2*	2 2	2 2	2 2	
NAS CUBI PNT	CUBI PNT	F8U 1E F11F 1 F11F 1 F3H 2 F3H 2 A4D 2 FJ 4B FJ 4B AD 6 AD 5W UF 2 F9F 8T SNB 5 HUK 1	G6 B G6 B G6 G6 B G6 B B A2 A6 A6 A2	2 1 1 1 2 2 1 1 2 1 1 2 4 2 23*	17 19 19 19 19 1 2 3 3 3 2 8 8	19 19 19 19 19 1 2 3 3 3 2 8 8	19 19 19 19 19 1 2 3 3 3 2 8 8	FL AIR DET	IWAKUNI	UF 2 UF 1 SNB 5	A2 A2 A6		1 2 3	1 2 3	1 2 3	1 2 3	
NAVAL BASES AND NAVAL AIR STATIONS																	
NAS ALAMEDA	ALAMEDA	F8U 1E F8U 1E FJ 4 FJ 4 FJ 4 F4D 1 F8U 1P A4D 2 A4D 1 A4D 1 FJ 4B A3D 2 A3D 2 AD 7 AD 5 P2V 5F HUS 1	C9 G6 A C D5 G6 C9 C9 A4D 2 D5 H9 C9 C9 G6 G6 H0 C9 C9 C9 G2 C9 48*	2 1 3 3 7 1 2 1 2 1 1 2 2 1 1 2 7 48*				NAS NORTH ISL	NORTH ISLAND	F8U 1 F3H 2 F4D 1 F4D 1	G5 D5 B D5	1 1 1 1	1 1 1 1	1 1 1 1	1 1 1 1		
FOURTEENTH NAVAL DISTRICT																	
NAVSTA 14 ND	KWAJALEIN	UF 2 UF 1	A2 A2	2 5*	3 5	5 5	5 5	5 5	NAVSTA 14 NAVDST	BARBERS PNT	R5D 2 3 R5D 3 R4D 8 F9F 8T SNB 5 HUK 1	A2 A2 A2 A6 A6 A2	1 1 1 2 2 6*	1 1 1 2 2 6	1 1 1 2 2 6	1 1 1 2 2 16	
NAVSTA 14 ND	MIDWAY	UF 2 UF 1 HUK 1	A2 A2 A2	2 1 3*	3 3 4	3 3 4	3 3 4	3 3 4	NAVSTA 14 NAVDST	PEARL HARBOR	SNB 5	A6	1 1*	1 1	1 1	1 1	
SEVENTEENTH NAVAL DISTRICT																	
NAVSTA 17 ND	ADAK	UF 2 UF 2	A2 Q1	1 2*	2 2	2 2	2 2	2 2	NAVSTA 17 ND	KODIAK	R5D 2 3 R5D 3 UF 2	A2 A8 A2	2 2 2*	2 2 2	2 2 1	2 2 3	

DECLASSIFIED

TOTAL PROGRAM & NON-PROGRAM AIRCRAFT

CONFIDENTIAL

TABLE 2 LOCATION OF AIRCRAFT INVENTORY AND PLANNED OPERATING ASSIGNMENTS
BY COMMAND AND UNIT

PAC UNIT	LOCATION	MODEL	INVENTORY					PAC UNIT	LOCATION	MODEL	INVENTORY						
			NO ON BOARD	30 JUN 1960	30 SEP 1960	31 DEC 1960	31 MAR 1961				NO ON BOARD	30 JUN 1960	30 SEP 1960	31 DEC 1960	31 MAR 1961		
CV AND AV UTILITY AIRCRAFT											MARINE FLEET TRAINING SQDNS						
CVA 61 RANGER	ALAMEDA	TF 1	A2	1	1	1	1	1	WMT 2	EL TORO	F9F 8T F9F 8T F9F 8T	A2 A4 D5	17	20	20	20	20
LPH 5 PRINCETN	PT HUENEME	HRS 3	A2	1	1*								5				
LPH 6 THETIS B	LOS ANGELES	HUS 1	A6	1	1*								22*	20	20	20	20
CVA 31 RICHARD	ALAMEDA	TF 1	A2	1	1	1	1	1	MCAS 14 ND	KANEEOHE	R4D 5 6 R4D 6 FSF 8T SNB 5 HRS 3	A8 A8 A6 A6 A2	1	2	2	2	2
CVS 33 KERSRGE	LONG BEACH	TF 1	A2	1	1	1	1	1					2	2	2	2	2
CVS 12 HORNET	BREMERTON	TF 1	A2	1	1	1	1	1	MCAF FUTEHA	OKINAWA	SNB 5	A6	*	2	2	2	2
CVS 20 BENNING	SAN DIEGO	TF 1	A2	1	1	1	1	1	MCAF IWAKUNI	IWAKUNI	UF 1 SNB 5	A2 A6	1	2			
CVS 10 YORKTWN	BREMERTON	TF 1	A2	1	1	1	1	1	NAVAL ATTACHES AND MISSIONS PAC								
CVA 14 TCNDRGA	ALAMEDA	TF 1	A2	1	1	1	1	1	ATT DJAKARTA	JAVA	R4D 5 6 UF 1	A8 A8	1	1	1	1	1
CVA 16 LEXIGTN	LOS ANGELES	TF 1	A2	1	1	1	1	1	ATT MELBOURNE	AUSTRALIA	R4D 5 6 R4D 6	A8 A8	1*	1	1	1	1
CVA 19 HANCOCK	SAN DIEGO	TF 1	A2	1	1	1	1	1	MAAG BANGKOK	THAILAND	SNB 5 SNB 5	A6 A8	1	2	2	2	2
CVA 34 DRISKNY	ALAMEDA	TF 1	A2	1	1	1	1	1	MAAG SAIGON	VIETNAM	R4D 5 6 R4D 5	A8 A8	1	1	1	1	1
CVA 38 SHANGRL	SAN DIEGO	TF 1	A2	*	1	1	1	1	MAAG TSO YING	TAIWAN	R4D 5 6 R4D 5	A8 A8	1	1	1	1	1
CVA 41 MIDWAY	ALAMEDA	TF 1	A2	1	1	1	1	1	NAVSECHAAGTAIP	TAIWAN	TF 1	A8	1	1	1	1	1
CVA 43 CRL SEA	ALAMEDA	TF 1	A2	1	1*				PROGRAM OPERATING								
MARINE AIR FMF & FORCE AVIATION HQTRS SQDN											OPERATIONAL POOL						
HHS AFMFPAC	EL TORO	R5D 4R R5D 4R R4D 8 R4D 8 R4Y 1 R4Y 1 F9F 8T SNB 5	A2 A8 A2 A6 A2 A8 A6 A6	1	1	1	1	1	TOTAL PROGRAM								
											2536						
											NON PROGRAM (INCLUDING DRONES)						
											16						
											TOTAL INVENTORY						
											2552						

CONFIDENTIAL

TOTAL PROGRAM & NON-PROGRAM AIRCRAFT

DECLASSIFIED

TABLE 2 LOCATION OF AIRCRAFT INVENTORY AND PLANNED OPERATING ASSIGNMENTS BY COMMAND AND UNIT

Table with columns for NABS UNIT, LOCATION, MODEL, INVENTORY (STATUS, NO ON BOARD), and PLANNED OPT'G ASSIGNMENTS (30 JUN 1960, 30 SEP 1960, 31 DEC 1960, 31 MAR 1961). Rows include various units like PAC MISSILE RNG, NAVSTA, NADU, etc., with their respective aircraft models and counts.

DECLASSIFIED

TOTAL PROGRAM & NON-PROGRAM AIRCRAFT

CONFIDENTIAL

TABLE 2 LOCATION OF AIRCRAFT INVENTORY AND PLANNED OPERATING ASSIGNMENTS BY COMMAND AND UNIT

NABS UNIT	LOCATION	MODEL	INVENTORY					PLANNED OPT'G ASSIGNMENTS					NABS UNIT	LOCATION	MODEL	INVENTORY					PLANNED OPT'G ASSIGNMENTS				
			S T A T U S	NO ON BOARD	30 JUN 1960	30 SEP 1960	31 DEC 1960	31 MAR 1961	S T A T U S	NO ON BOARD	30 JUN 1960	30 SEP 1960				31 DEC 1960	31 MAR 1961	S T A T U S	NO ON BOARD	30 JUN 1960	30 SEP 1960	31 DEC 1960	31 MAR 1961		
NAF 11 NAV DST	LITCHFLD PRK	RAD 6 RAD 6 SNB 5	A7 A8 A6	1 1 2*	1 1 2	1 1 2	1 1 2	1 1 2	1 1 2	1 1 2	NAF	DAHLGREN	SNB 5 SNB 5	A6 A8	1 1*	1 1	1 1	1 1	1 1	1 1					
NAS 11 NAV DST	MIRAMAR	RAD 8 TF 1 T2V 1 TV 2 SNB 5 HUP 2	A8 A8 A6 A6 A6 A8	1 1 6 3 2 1	1 2 6 3 2 12	1 2 6 3 2 12	1 2 6 3 2 12	1 2 6 3 2 12	1 2 6 3 2 12	1 2 6 3 2 12	NAS PTXNT RIV	PTXNT RIVER	R4D 5 UF 1 UF 1 T2V 1 TV 2 F9F 8T SNB 5 HRS 3	A8 A2 A8 A6 A6 A6 A6 A8	1 1 1 6 1 1 1 1	1 1 1 6 1 1 1 1	1 1 1 6 1 1 1 1	1 1 1 6 1 1 1 1	1 1 1 6 1 1 1 1	1 1 1 6 1 1 1 1					
NAS 11 NAV DST	POINT MUGU	TV 2 TV 2 SNB 5 HUP 2	A6 A8 A6 A8	3 4 1 8*	3 5 2 10	3 5 2 10	3 5 2 10	3 5 2 10	3 5 2 10	SEVERN RIVER NAVAL COMMAND															
NMF	PNT ARGUELLO	TV 2 SNB 5 SNB 5	A6 A6 A8	1 1 2*	1 1 2	1 1 2	1 1 2	1 1 2	1 1 2	NAF ANNAPOLIS	ANNAPOLIS	UF 1 1T UF 1 UF 1T HUP 2	A3 A6 A6 A8	5 5 5 11*	10 10 10 11	10 10 10 11	10 10 10 11	10 10 10 11	10 10 10 11						
NAAS 11 NAVDST	BROWN FIELD	SNB 5	A6	1 1*	1 1	1 1	1 1	1 1	1 1	BUWEP'S INSPECTORS AND REPRESENTATIVES															
NAAS 11 NAVDST	REAM FLD	JRB 6 SNB 5	A6 A6	1 1*	1 1	1 1	1 1	1 1	1 1	BWGR CEN DIST	DAYTON	R4D 8 SNB 5	A8 A6	1 2 3*	1 2 3	1 2 3	1 2 3	1 2 3	1 2 3						
TWELFTH NAVAL DISTRICT												BWGR WSTRN DST	EL SEGUNDO	R4D 8 SNB 5	A8 A8	1 *	1 2	1 2	1 2	1 2					
NAS 12 NAV DST	ALAMEDA	R5D 3 R4D 8 TF 1 TF 1 TF 1 UF 1 TV 2 SNB 5 SNB 5P HUP 2	A2 A8 A2 A8 D5 A8 A6 A6 A8 A8	1 4 3 3 1 1 7 7 1 1	1 3 4 4 1 1 7 7 1 1	1 3 4 4 1 1 7 7 1 1	1 3 4 4 1 1 7 7 1 1	1 3 4 4 1 1 7 7 1 1	1 3 4 4 1 1 7 7 1 1	BWR AKRON	AKRON	SNB 5 SNB 5	A6 A8	1 1*	1 1	1 1	1 1	1 1							
NAAS 12 NAVDST	FALLON	R5D 3 TV 2 TV 2 HO4S 3	A8 A6 A8 A8	1 1 1 4*	1 2 2 5	1 2 2 5	1 2 2 5	1 2 2 5	1 2 2 5	BWR BALTIMORE	BALTIMORE	SNB 5	A8	1 1*	1 1	1 1	1 1	1 1							
NAS 12 NAV DST	MOFFETT FLD	TF 1 TF 1 TV 2 F9F 8T SNB 5 HUP 2	A2 D5 A6 A6 A6 A8	1 1 3 2 6 2	1 1 6 6 6 2	1 1 6 6 6 2	1 1 6 6 6 2	1 1 6 6 6 2	1 1 6 6 6 2	BWR BUFFALO	BUFFALO	SNB 5	A6	1 1*	1 1	1 1	1 1	1 1							
NAF 12 NAVDST	MONTEREY	AD 5 AD 5 AD 5 T2J 1 JRB 6 SNB 5 SNB 5P T 28B HUP 2	A4 A6 H6 A6 A6 A6 A6 A6 A8	3 1 1 2 2 24 11 1 44*	3 3 3 2 2 28 11 1 43	3 3 3 2 2 28 11 1 43	3 3 3 2 2 28 11 1 43	3 3 3 2 2 28 11 1 43	3 3 3 2 2 28 11 1 43	BWR BURBANK	BURBANK	SNB 5	A8	1 1*	1 1	1 1	1 1	1 1							
THIRTEENTH NAVAL DISTRICT												BWR COLUMBUS	COLUMBUS	SNB 5	A6	2 2*	2 2	2 2	2 2	2 2					
NAS 13 NAV DST	WHDBY ISLAND	R5D 2 3 R5D 2 R4D 8 R4D 8 R4D 5 6 TF 1 UF 2 UF 2 TV 2 SNB 5 SNB 5P HO4S 3 HO4S 3	A8 A2 A2 A8 A8 A2 A2 A8 A6 A6 A8 A2 A8	1 1 1 1 1 1 1 1 2 3 2 2 12*	1 1 1 1 1 1 1 1 2 3 2 2 13	1 1 1 1 1 1 1 1 2 3 2 2 13	1 1 1 1 1 1 1 1 2 3 2 2 13	1 1 1 1 1 1 1 1 2 3 2 2 13	1 1 1 1 1 1 1 1 2 3 2 2 13	BWR EL SEGUNDO	EL SEGUNDO	R4D 8 SNB 5	A8 A8	1 3*	1 1	1 1	1 1	1 1							
POTOMAC RIVER NAVAL COMMAND												BWR ST LOUIS	ST LOUIS	SNB 5	A8	1 1*	1 1	1 1	1 1	1 1					
NAS ANACOSTIA	ANACOSTIA	R5D 4R R5D 2 R4Y 2 R4Y 1 R4Y 12 T2V 1 JRB 6 SNB 5 SNB 5P T 28B	A8 A8 A8 A8 A8 A6 A6 A6 A8 A6	1 1 5 4 1 8 7 4 2 11 76*	2 1 4 4 1 9 4 2 2 11 75	2 1 4 4 1 9 4 2 2 11 81	2 1 4 4 1 9 4 2 2 11 81	2 1 4 4 1 9 4 2 2 11 81	2 1 4 4 1 9 4 2 2 11 81	BWR TETERBORO	TETERBORO	SNB 5	A8	1 1*	1 1	1 1	1 1	1 1							

CONFIDENTIAL

DECLASSIFIED

TOTAL PROGRAM & NON-PROGRAM AIRCRAFT

TABLE 2 LOCATION OF AIRCRAFT INVENTORY AND PLANNED OPERATING ASSIGNMENTS

BY COMMAND AND UNIT

NATRA UNIT	LOCATION	MODEL	INVENTORY				PLANNED OPT'G. ASSIGNMENTS				NATRA UNIT	LOCATION	MODEL	INVENTORY				PLANNED OPT'G. ASSIGNMENTS									
			S T A T U S	NO ON BOARD	30 JUN 1960	30 SEP 1960	31 DEC 1960	31 MAR 1961	S T A T U S	NO ON BOARD				30 JUN 1960	30 SEP 1960	31 DEC 1960	31 MAR 1961	S T A T U S	NO ON BOARD	30 JUN 1960	30 SEP 1960	31 DEC 1960	31 MAR 1961				
NAAS NAATC	NEW IBERIA	S2F 1 S2F 1T SNB 5 T 34B HRS 3 HUP 2	A3 A3 A6 A6 A8 A8	3 1 1 1 1 6*	30 2 2 2 2 34	30 2 2 2 2 34	30 2 2 2 2 34	30 2 2 2 2 34	30 2 2 2 2 34	NAVICOFFSCOL	GLYNCO	FJ 4 F2H 3 AD 5N WV 2 WV 2 T2V 1	A4 A4 A4 A4 A4 A4	3 35 5 5 4 8	32 10 3 4 4 4	32 10 3 4 4 4	32 10 3 4 4 5	42 3 3 3 4 4	42 3 3 3 4 5								
NAVAL AIR TECHNICAL TRAINING COMMAND										NAS	MEMPHIS	R4D 8 R4Y 1 T2V 1 SNB 5 SNB 5P T 28B HRS 3	A8 A8 A6 A6 A6 A6 A8	2 1 3 8 1 1 16*	2 1 3 6 1 17 17	2 1 3 6 1 17 17	2 1 3 6 1 17 17	2 1 3 6 1 17 17	2 1 3 6 1 17 17	2 1 3 6 1 17 17							
NATECHTRAU	LAKENURST	R4D 7	A4	1	1	1	1	1	1	NAS	MEMPHIS	R4D 8 R4Y 1 T2V 1 SNB 5 SNB 5P T 28B HRS 3	A8 A8 A6 A6 A6 A6 A8	2 1 3 8 1 1 16*	2 1 3 6 1 17 17	2 1 3 6 1 17 17	2 1 3 6 1 17 17	2 1 3 6 1 17 17	2 1 3 6 1 17 17								
NATECHTRAU	OLATHE	T2J 1 TV 2 SNB 5 T 34B	A5 A5 A5 A5	3 5 4 7	5 5 4 7	5 5 4 7	5 5 4 7	5 5 4 7	5 5 4 7	PROGRAM OPERATING										1364	1368	1377	1378	1378			
NATECHTRAU	PENSACOLA	F9F 8P F9F 8T SNB 5P T 28B	A4 A4 A5 A6	8 2 6 2	9 2 6 2	9 2 6 2	9 2 6 2	9 2 6 2	9 2 6 2	OPERATIONAL POOL										104							
NATECHTRAU	PHILADELPHIA	SNB 5	A6	1 1*	1 1	1 1	1 1	1 1	1 1	TOTAL PROGRAM										1468							
NAS	GLYNCO	R4D 8 SNB 5 HRS 3	A8 A8 A8	1 5 7*	1 6 8	1 6 8	1 6 8	1 6 8	1 6 8	NON PROGRAM (INCLUDING DRONES)																	
NART										NART										TOTAL INVENTORY				1468			
U.S. NAVAL RESERVE AIRCRAFT										NAS NART										TOTAL INVENTORY				1468			
NARTU	ANACOSTIA	AD 5 AD 5N AD 5N S2F 1 S2F 1 P2V 5 P2V 5F R4D 5 6 R4D 6 R4D 5 R4D 6R SNB 5 SNB 5	A4 A4 B A4 D5 A4 A4 A4 A4 A4 A4 A4 A4 X	11 3 1 9 1 5 5 1 1 1 1 1 1 1	11 3 3 9 1 5 2 2 1 1 1 3 1	11 3 3 9 1 5 2 2 1 1 1 3 1	11 3 3 9 1 5 2 2 1 1 1 3 1	11 3 3 9 1 5 2 2 1 1 1 3 1	11 3 3 9 1 5 2 2 1 1 1 3 1	NAS NART	GLLENVIEW	F9F 8 F9F 8B F9F 8B F9F 8B AD 5 S2F 1 S2F 1 P2V 5 P2V 6 P2V 6 6F P2V 5 P2V 5F R5D 2 3 R5D 3 R5D 2 R4Y 1 TV 2 F9F 8T F9F 8T SNB 5 SNB 5 SNB 5P SNB 5P HSS 1	A4 A4 G5 G6 A8 A4 B A4 A4 A4 A4 A4 A4 A4 A4 A4 A4 A4 A4 A4 A4 A4 A4	8 6 1 1 1 10 10 7 1 8 2 1 1 1 4 1 4 4 1 1 4 1 3 3 4 4 1	18 18 1 1 1 9 9 1 1 8 2 2 1 1 1 4 4 4 4 1 1 4 4 4 4 61*	18 18 1 1 1 9 9 1 1 8 2 2 1 1 1 4 4 4 4 1 1 4 4 4 4 62	18 18 1 1 1 9 9 1 1 8 2 2 1 1 1 4 4 4 4 1 1 4 4 4 4 62	18 18 1 1 1 9 9 1 1 8 2 2 1 1 1 4 4 4 4 1 1 4 4 4 4 62	18 18 1 1 1 9 9 1 1 8 2 2 1 1 1 4 4 4 4 1 1 4 4 4 4 62								
NAS NART	ATLANTA	AD 5 AD 5N P2V 5 P2V 5F R4D 8 SNB 5	A4 A4 A4 D5 A4 A4	11 4 6 2 3 28*	12 2 5 2 3 24	12 2 5 2 3 24	12 2 5 2 3 24	12 2 5 2 3 24	12 2 5 2 3 24	NAS NART	GROSSE ILE	AD 5 AD 5N S2F 1 S2F 1 P2V 5 P2V 5F R4D 8 SNB 5 SNB 5 SNB 5P HUP 2	A4 A4 A4 D5 A4 A4 A4 A4 A4 A4 A4	12 4 9 1 5 4 3 1 1 4 4	12 2 9 9 5 5 3 3 3 3 8	12 2 9 9 5 5 3 3 3 3 9	12 2 9 9 5 5 3 3 3 3 9	12 2 9 9 5 5 3 3 3 3 9	12 2 9 9 5 5 3 3 3 3 9								
NAS NART	DALLAS	FJ 3 FJ 3M FJ 3M P2V 4 R5D 2 3 R5D 3 R5D 2 R5D 2 R5D 4R TV 2 SNB 5 SNB 5P SNB 5P HUP 2	A4 A4 D5 A4 A4 A4 A4 G6 A4 A4 A4 A4 A4 A4 A4	3 13 15 5 1 1 1 1 4 2 1 3 3 3	12 20 20 4 2 2 2 1 6 2 2 1 1 6	16 16 16 4 2 2 2 1 7 7 2 2 1 1	16 16 16 4 2 2 2 1 7 7 2 2 1 1	16 16 16 4 2 2 2 1 7 7 2 2 1 1	16 16 16 4 2 2 2 1 7 7 2 2 1 1	16 16 16 4 2 2 2 1 7 7 2 2 1 1	NARTU	JACKSONVILLE	F9F 8 FJ 3M F9F 8B F9F 8B S2F 1 S2F 1 P2V 5 P2V 5F P2V 5F R5D 2 3 R5D 3 R5D 3 R5D 2 R4D 6 F9F 8T HSS 1	A4 A4 A4 G5 A4 H6 A4 A4 D5 A4 A4 A4 G6 G6 G6 A4 A4 A4 A4	4 16 1 9 1 9 3 2 2 2 1 1 1 2 2 2 2 2 4	4 12 2 9 9 5 5 5 5 2 2 2 2 2 2 2 2 2	4 12 2 9 9 5 5 5 5 2 2 2 2 2 2 2 2 2	4 12 2 9 9 5 5 5 5 2 2 2 2 2 2 2 2 2	4 12 2 9 9 5 5 5 5 2 2 2 2 2 2 2 2 2	4 12 2 9 9 5 5 5 5 2 2 2 2 2 2 2 2 2							

**TABLE 2 LOCATION OF AIRCRAFT INVENTORY AND PLANNED OPERATING ASSIGNMENTS
BY COMMAND AND UNIT**

RDT&E UNIT	LOCATION	MODEL	INVENTORY		PLANNED OPT'G. ASSIGNMENTS				RDT&E UNIT	LOCATION	MODEL	INVENTORY		PLANNED OPT'G. ASSIGNMENTS				
			STATUS	NO. ON BOARD	30 JUN 1960	30 SEP 1960	31 DEC 1960	31 MAR 1961				STATUS	NO. ON BOARD	30 JUN 1960	30 SEP 1960	31 DEC 1960	31 MAR 1961	
RDT&E AIRCRAFT																		
		F8U 2	A9	4	6	6	6	6			FJ 4B	A9	5 5*	4 4	4 4	4 4	4 4	4 4
		F8U 2	HO	1							F9F 8B	A9	4 4*					
		F8U 2	T	1	6*	6	6	6			A3J 1	A9				1	1	
		F8U 1	A9	2	6	6	6	6			A3J 1	T	9 9*			1	1	
		F8U 1	T	3	5*	6	6	6			A3D 2P	T	2 2*					
		F8U 1E	A9	1 1*							A3D 1P	A9	1 1*					
		F11F 1	A9	5	5	5	5	5			A3D 20	A9	1					
		F11F 1	D5	2							A3D 20	T	1 1*					
		F11F 1	T	2							A3D 2	A9	3 2	3	3	3	3	3
		F11F 1	U	1	10*	5	5	5			A3D 2	T	5*	3	3	3	3	3
		F11F 1F	T	1 1*							A3D 1	A9	2	2	2	2	2	2
		F9F 8	A9	2 2*	2	2	2	2			A3D 1	T	1 1*	2	2	2	2	2
		F9F 6	A9	1 1*							AD 6	A9	1 1*	2	2	2	2	2
		F3H 2M	A9	1 1*	1						AD 5	A9	3	2	2	2	2	2
		F2H 2	T	1 1*							AD 5	C	1 4*	2	2	2	2	2
		FJ 4	A9	2	3	2	2	2			AD 5N	A9	4 4*	5	5	5	5	5
		FJ 4	T	3*	3	2	2	2			AD 5Q	A9	*	1	1	1	1	1
		FJ 3	A9	3	4	4	4	4			WF 2	A9	2	2	2	2	2	2
		FJ 3	D5	1 4*	4	4	4	4			AD 5W	A9	1 1*	2	2	2	2	2
		F8U 2N	A9			4	4	4			AJ 1	T	1 1*					
		F8U 2N	T	2 2*		4	4	4			S2F 3	A9	8 8*		2	2	2	2
		F3H 2	A9	9	13	13	13	13			S2F 3	T			2	2	2	2
		F3H 2	D5	1							S2F 1	A9	3	4	2	2	2	2
		F3H 2	T	4	14*	13	13	13			S2F 1	D5	1					
		F3H 2N	A9	2	4						S2F 1	T	1 1*	4	2	2	2	2
		F3H 2N	T	1							S2F 1S	A9	1 1*					
		F3H 2N	TR	1 4*	4						P2V 7	A9	2 2*	2	2	2	2	2
		F4H 1	A9		2	4	4	4			P2V 7S	T	1 1*					
		F4H 1	T	10 10*	2	4	4	4			P2V 6M	A9	1 1*	1	1	1	1	1
		F3D 2	A9	4							P2V 5	A9	*	7	7	7	7	
		F3D 2	T	2 6*							P2V 5F	A9	5 5*					
		F3D 2M	A9	1							P2V 5S	A9	1 1*					
		F3D 2M	T	2 3*							P2V 4	A9	3 3*	2	2	2	2	2
		F3D 1	T	1							P2V 5FD	A9	*	1	1	1	1	1
		F3D 1	U	1 2*							P5M 1S	A9	1 1*					
		F4D 1	A9	11	10	10	10	10			WV 2	A9	6 6*	6	6	6	6	6
		F4D 1	T	1 12*	10	10	10	10			WV 2E	T	1 1*					
		F8U 1P	A9	1 1*	2	2	2	2			R5D 2 3	A9	*	2	2	2	2	2
		F9F 8P	A9	1							R5D 3	A9	1 1*					
		F9F 8P	T	1 2*							R5D 4R	A9	1 1*	1	1	1	1	1
		F9F 6D	A9	1 1*														
		FJ 3D2	A9	3 3*	3	3	3	3										
		A4D 2	A9	2	4	4	4	4										
		A4D 2	HO	1														
		A4D 2	T	3*	4	4	4	4										
		A4D 2N	A9	1	5	5	5	5										
		A4D 2N	T	3 4*	5	5	5	5										
		A4D 1	A9	6	4	4	4	4										
		A4D 1	T	1 7*	4	4	4	4										

TOTAL PROGRAM & NON-PROGRAM AIRCRAFT

TABLE 2 LOCATION OF AIRCRAFT INVENTORY AND PLANNED OPERATING ASSIGNMENTS **DECLASSIFIED**
 BY COMMAND AND UNIT

RDT&E UNIT	LOCATION	MODEL	INVENTORY		PLANNED OPT'G. ASSIGNMENTS				RDT&E UNIT	LOCATION	MODEL	INVENTORY		PLANNED OPT'G. ASSIGNMENTS							
			STATUS	NO ON BOARD	30 JUN 1960	30 SEP 1960	31 DEC 1960	31 MAR 1961				STATUS	NO ON BOARD	30 JUN 1960	30 SEP 1960	31 DEC 1960	31 MAR 1961				
NATC RDT&E	PTXNT RIVER	F8U 2	A9	4					NADU	SO WEYMOUTH	F4D 1	A9	2								
		F8U 2	HO	1								S2F 1	A9	1							
		F8U 1	A9	1								P2V 5S	A9	1							
		F8U 1E	A9	1								WV 2	A9	2							
		F11F 1	A9	5								J0 1	A9	1							
		F11F 1	D5	2								F3D 2T2	A9	1							
		F9F 8	A9	1								ZPG 2	A9	1							
		F9F 6	A9	1								Y/F4D 1	A9	1							
		FJ 3	A9	3																	
		FJ 3	D5	1																	
		F3H 2	A9	5																	
		F3H 2M	A9	2																	
		F4D 1	A9	6									BUREAU OF NAVAL WEAPONS REPRESENTATIVES								
		A4D 2	A9	1									BWR RDT&E	BALTIMORE	F2H 2	T	1				
		A4D 2	HO	1											F3D 2	T	1				
		A4D 1	A9	1													2*				
		FJ 4B	A9	3									BWR RDT&E	BETHPAGE	F11F 1	T	1				
		F9F 8B	A9	2											F11F 1F	T	1				
		A3D 2Q	A9	1											A3D 1	T	1				
		A3D 2	A9	1											S2F 3	T	8				
		AD 6	A9	1											S2F 1	T	1				
		AD 5	A9	1											TF 1	T	2				
		AD 5	C	1											F9F 8T	T	2				
		WF 2	A9	1											T 28B	T	1				
		AD 5W	A9	1													17*				
		S2F 1	D5	1									BWR RDT&E	BLOOMFIELD	HOK 1	T	1				
		P2V 5F	A9	3											HUK 1	T	2				
		P5W 15	A9	1											HTK 1	T	2				
		WV 2	A9	2											HTK 1	TR	1				
		R5D 3	A9	1													6*				
		R4D 6	A9	3									BWR RDT&E	BUFFALO	F3D 1	T	1				
		R4D 5	A9	1													1*				
		R4Y 1	A9	1									BWR RDT&E	BURBANK	P2V 7S	T	1				
		TF 1	A9	1											WV 2E	T	1				
		UF 1	A9	1											T2V 1	T	1				
		T2V 1	A9	3													3*				
		T2V 1	D5	1									BWR RDT&E	COLUMBUS	FJ 4	T	1				
		F9F 8T	A9	1											F9F 8P	T	1				
		F9F 8T	D5	1											A3J 1	T	9				
		T 28B	A9	3											AJ 1	T	1				
		HSS 1	A9	1											T2J 1	T	3				
		HRS 3	A9	1													15*				
		HUK 1	A9	1									BWR RDT&E	DALLAS	F8U 2	T	1				
		HUS 1A	A9	1											F8U 1	T	3				
		HUP 2	A9	1											F8U 2M	T	2				
		Y/F8U 1	A9	2											F3D 2M	T	1				
		Y/F11F 1	A9	2													7*				
		Y/F11F 1	D5	1									BWR RDT&E	EST HARTFORD	HSS 2	T	8				
		Y/FJ 4	A9	1											HSS 1	T	6				
		Y/F4D 1	A9	5													14*				
		Y/A4D 2	A9	3									BWR RDT&E	EL SEGUNDO	A4D 2N	T	3				
		Y/FJ 4B	A9	1											A3D 2P	T	1				
		Y/PBM5S2	A9	1											A3D 2Q	T	2				
		Y/T2J 1	A9	4											A3D 2	T	2				
		Y/HSS 1N	A9	1													7*				
		YFSU 2	A9	1									BWR RDT&E	FORT WORTH	HUL 1	T	1				
		YA4D 2N	A9	4											HTL 7	T	1				
		YA3J 1	A9	1													2*				
		YA3D 2P	A9	2									BWR RDT&E	NORTON	HUP 2	T	1				
		YA3D 2Q	A9	2													1*				
		YA3D 2T	A9	1									BWR RDT&E	ST LOUIS	F3H 2	T	1				
		YMW 2Q	A9	1											F3H 2N	T	1				
F9F 6K	A9	4									F4H 1	T	9								
													11*								
									BWR RDT&E	WICHITA	F3H 2	T	1								
													1*								
									PROGRAM OPERATING				153	158	158	159	159				
									OPERATIONAL POOL				12								
									TOTAL PROGRAM				165								
									NON PROGRAM (INCLUDING DRONES)				182								
									TOTAL INVENTORY				347								
MCAS AES 12	QUANTICO	T 34B	A9	1																	
				1*																	
NATU	QUONSET PNT	A4D 1	A9	1																	
		S2F 1	A9	1																	
		P2V 5F	A9	1																	
		HSS 1	A9	1																	
				4*																	
INSMAT	SCHENECTADY	HSS 1	T	1																	
				1*																	

CONFIDENTIAL

TOTAL PROGRAM & NON-PROGRAM AIRCRAFT

DECLASSIFIED

TABLE 2 LOCATION OF AIRCRAFT INVENTORY AND PLANNED OPERATING ASSIGNMENTS

BY COMMAND AND UNIT

BUWEPS FR UNIT	LOCATION	MODEL	INVENTORY		PLANNED OPT'G ASSIGNMENTS				BUWEPS FR UNIT	LOCATION	MODEL	INVENTORY		PLANNED OPT'G ASSIGNMENTS									
			STATUS	NO ON BOARD	30 JUN 1960	30 SEP 1960	31 DEC 1960	31 MAR 1961				STATUS	NO ON BOARD	30 JUN 1960	30 SEP 1960	31 DEC 1960	31 MAR 1961						
MISCELLANEOUS BUWEPS ACTIVITIES												F2H 4	MX	4									
POOL BUWEPS FR	BRUNSWICK	ZS2G 1	MW	2					F2H 4	PA	10												
		ZS6 4	MW	2					F2H 4	WB	7												
				4*					F2H 3	MX	23												
POOL BUWEPS FR	MAYPORT	AD 6	EN	1					F2H 3	PA	5												
				1*					F2H 3	WB	6												
POOL BUWEPS FR	NEW RIV JAX	HR2S 1	EJ	1					F3H 2N	MX	15												
				1*					F4D 1	MX	24												
POOL BUWEPS FR	SO WEYMOUTH	F9F 6	Y	1					F8U 1P	MX	18												
				1*					F9F 8P	MX	50												
ACFT ON LOAN BUWEPS FR									F9F 6D	MX	13												
ARGENTINA		F9F 2	U	4					F9F 6D	PA	3												
				4*					FJ 3D	MX	1												
ATOM ENER COMM		R4D 6R	U	1					F9F 5KD	MX	2												
				1*					F9F 2KD	MX	1												
BLATZ AIRLINES		R4D 6R	U	1					F9F 8B	MX	51												
				1*					F9F 8B	MY	4												
CAL AIR CHARTR		R4D 5R	W	1					F9F 8B	PA	54												
				1*					F9F 8B	WB	3												
CEN AIRLINE INC		R4D 6R	U	2					AD 6	MX	116												
		R4D 5R	U	1					AD 6	MY	4												
				3*					AD 5	MX	15												
DEPT OF AGRI		SNB 5	U	1					AD 5	PA	15												
		R4D 6S	U	1					AD 5	WB	1												
				2*					AD 4NA	R	29												
DEPT OF INT		R4D 6Q	U	1					AD 5N	MX	23												
				1*					AD 5N	PA	4												
DEPT OF JUSTICE		R4D 5	U	2					AD 5Q	MX	1												
				2*					AD 5M	MX	72												
FED AVN AGENCY		F9F 8P	U	2					S2F 1	MX	4												
		R4D 5	U	1					P2V 6	MX	6												
		R4D 6R	U	1					P2V 6F	MX	1												
		R4D 5R	U	2					P2V 6M	MX	5												
		R4D 6Z	U	3					P2V 6T	MX	3												
		R4D 5Z	U	1					P2V 4	MX	20												
		F9F 8T	U	1					P2V 3B	MX	14												
		R4D 6Q	U	2					P2V 3W	MX	5												
		R4D 5Q	U	2					WV 2	MX	11												
		R4D 6S	U	10					R4D 1	MX	32												
		HR2S 1	U	1					R4D 1	MY	1												
				40*					R4D 6	MX	7												
GEN ELEC CO		XF4D 1	U	1					R4D 5	MX	7												
				1*					R4D 6R	MX	3												
LAKE CEN AIRLN		R4D 6R	U	1					R4D 5R	MX	6												
		R4D 5R	U	1					R4D 6Z	MX	3												
				2*					UF 1	MX	9												
NO CEN AIRLNS		R4D 6R	U	2					JD 1	MX	23												
				2*					JD 1	PA	3												
OZARK AIR INC		R4D 5R	U	3					JD 1X	EM	1												
				3*					JD 1X	MX	10												
TRANS TEX AIRW		R4D 5R	U	2					JD 1D	MX	4												
				2*					JD 1D	PA	1												
U S ARMY		A4D 1	U	1					T2V 1	MX	3												
		R4D 6Q	U	4					TV 2	MX	259												
		R4D 5Q	U	1					TV 2	PA	22												
		R4D 6S	U	1					F3D 2T2	MX	23												
		R4D 5S	U	1					TV 2D	MX	4												
				8*					TV 2KD	MX	6												
USAF		F8U 1D	U	1					TV 2KD	PA	1												
		TV 2D	U	1					SNB 5	MX	206												
		TV 2KD	U	1					SNB 5	MY	13												
				3*					SNB 5	PA	7												
U S CG		R5D 4R	U	1					SNB 5P	MX	9												
				1*					T 34B	MX	1												
STORAGE FACILITIES												T 28B	MX	12									
STORAGE FACLTY	LITCHFLD PRK	F8U 1	MX	2					T 28C	MX	65												
		F11F 1	MX	13					R4D 6Q	WB	1												
		F9F 8	MX	97					R4D 5Q	MX	1												
		F9F 8	MY	1					R4D 5Q	WB	1												
		F9F 8	PA	3					R4D 6S	MX	5												
		F9F 7	MX	35					R4D 5S	MX	9												
		F9F 6	MX	167					MOAS 3	F1	1												
		F9F 6	PA	1					MUP 2	PA	1												
		F3H 2M	MX	45					F9F 6K	MY	24												
		F3H 2M	MY	3					P4Y 2K	MY	11												
		FJ 3	MX	71							1887*												
		FJ 3M	MX	11							1457												
												NON OPERATIONAL SUPPORT											
												RESERVE STOCK											
												TOTAL PROGRAM											
												NON PROGRAM (INCLUDING DRONES)											
												TOTAL INVENTORY											

CONFIDENTIAL

DECLASSIFIED

~~CONFIDENTIAL~~

TABLE 3
PROGRAM AIRCRAFT
PROGRAM INVENTORY BY STATUS AND PLANNED OPERATING ASSIGNMENTS
BY COMMAND, CLASS AND MODEL

CLASS AND MODEL	COMMAND	TOTAL	BUWEPS FR		OPERATING COMMANDS				PLANNED OPT'G ASSIGNMENTS			
			NON OPERATIONAL SUPPORT	RESERVE STOCK	READY FOR ISSUE	OPERATIONAL POOL		ON BOARD OPERATING INV.	30 JUN 1960	30 SEP 1960	31 DEC 1960	31 MAR 1961
						NOT READY FOR ISSUE						
				UNDG. PAR & AIRLINE MAINTENANCE	OTHER							
LANT		2078			124	82	43	1829	1856	1811	1831	1829
PAC		2536			147	141	101	2147	2224	2237	2229	2243
NABS		549				5	3	541	499	542	539	539
NATRA		1468				21	26	1364	1368	1377	1378	1378
NART		812				34	56	692	778	760	722	722
RDTGE		165				1	9	153	158	158	159	159
BUWPS		3566	1457	2109								
		11174	1457	2109	363	314	205	6726	6883	6885	6858	6870
FIGHTER JET	LANT	480			35	30	9	406	392	395	399	399
	PAC	740			90	77	36	537	623	625	631	634
	NABS	10				1		9	7	7	7	7
	NATRA	115				11	1	103	131	131	131	131
	NART	174			8	32	2	132	166	150	112	112
	RDTGE	59				4		54	61	61	61	61
	BUWPS	1009	241	768								
		2587	241	768	133	155	49	1241	1380	1369	1341	1344
ATTACK JET	LANT	405			17	25	7	356	366	363	366	371
	PAC	521			33	35	21	432	462	463	470	476
	NABS	4				2		1				
	NATRA	95			11		3	81	116	116	116	116
	NART	79			10		5	64	58	50	50	50
	RDTGE	26					2	25	22	22	23	23
	BUWPS	204	142	62								
		1334	142	62	71	62	38	959	1024	1014	1025	1036
ATTACK PROP	LANT	179			10		8	161	154	155	156	156
	PAC	198			6		2	190	185	188	189	189
	NABS	16					1	15	12	12	12	12
	NATRA	37					2	35	30	30	30	30
	NART	77			1		2	74	70	70	70	70
	RDTGE	12			1			11	14	14	14	14
	BUWPS	478	244	234								
		997	244	234	18		15	486	465	469	471	471
ANTI SUBMARINE	LANT	145			12	8	4	121	116	114	114	114
	PAC	98			7	4	1	78	72	72	72	70
	NABS	2						2	2	2	2	2
	NATRA	91			5	7		79	77	77	77	77
	NART	189			8	18	2	161	174	168	168	168
	RDTGE	5				1		4	4	4	4	4
	BUWPS	91	87	4								
		613	87	4	32	38	7	445	445	437	437	435
PATROL	LANT	202			5	1	1	195	186	182	182	179
	PAC	181			1	2	4	174	174	173	170	170
	NABS	1						1				
	NATRA	16						16				
	NART	103			2	6	3	92	97	96	96	96
	RDTGE	13						13	13	13	13	13
	BUWPS	229	155	74								
		745	155	74	8	9	8	491	470	464	461	458
WARNING	LANT	58			8	7	3	40	46	39	39	39
	PAC	52				8		44	46	46	37	37
	NABS	3						3	3	3	3	3
	NATRA	6				1		5	4	4	4	4
	RDTGE	6						6	6	6	6	6
	BUWPS	15	4	11								
		140	4	11	8	16	3	98	105	98	89	89
OBSERVATION	LANT	14			2			12	12	12	12	12
	PAC	27					2	25	22	22	22	22
	BUWPS	5	5									
		46			2		2	37	34	34	34	34
TRANSPORT	LANT	134			4	2	1	127	138	127	130	130
	PAC	134				4	5	125	116	116	116	116
	NABS	80				2		78	84	95	95	95
	NATRA	21						3	18	23	24	24
	NART	58						11	47	56	57	57
	RDTGE	10							10	13	13	13
	BUWPS	130	69	61								
		567	69	61	4	8	20	405	430	431	435	435
UTILITY	LANT	31			1	1		29	31	30	30	30
	PAC	46						42	39	38	38	38
	NABS	18					4	18	17	17	17	17
	NATRA	2						2	2	2	2	2
	RDTGE	3						3	4	4	4	4
	BUWPS	89	34	55								
		189	34	55	1	1	4	94	93	91	91	91

~~CONFIDENTIAL~~

DECLASSIFIED

TABLE 3
PROGRAM AIRCRAFT
PROGRAM INVENTORY BY STATUS AND PLANNED OPERATING ASSIGNMENTS
BY COMMAND, CLASS AND MODEL

CLASS AND MODEL	COMMAND	TOTAL	BUWEPS FR		OPERATING COMMANDS				PLANNED OPT'G ASSIGNMENTS			
			NON OPERATIONAL SUPPORT	RESERVE STOCK	READY FOR ISSUE	NOT READY FOR ISSUE		ON BOARD OPERATING INV	30 JUN 1960	30 SEP 1960	31 DEC 1960	31 MAR 1961
						UNDC. PAR & AIRLINE MAINTENANCE	OTHER					
TRAINING JET	LANT	110			19	5	10	76	85	85	85	85
	PAC	155			1	11	2	141	141	138	130	130
	NABS	95						95	81	96	93	93
	NATRA	276			22	2	1	251	228	257	257	257
	NART	43			3			38	55	61	61	61
	RDT&E	14				4		10	5	5	5	5
	BUWPS	417	109	308								
		1110	109	308	45	22	15	611	595	642	631	631
TRAINING PROP	LANT	61			9			52	56	36	36	36
	PAC	83			1		1	81	61	61	56	56
	NABS	256						1	255	230	245	245
	NATRA	729			19		16	694	670	652	652	652
	NART	47			1		2	44	48	48	48	48
	RDT&E	6						6	9	9	9	9
	BUWPS	657	170	487								
		1839	170	487	30		20	1132	1074	1051	1046	1046
ROTARY WING	LANT	250			1	3		246	266	264	274	270
	PAC	309			8		23	278	283	295	298	304
	NABS	64						64	63	65	65	65
	NATRA	80						80	87	85	85	85
	NART	42			1		1	40	54	60	60	60
	RDT&E	8						8	4	4	4	4
	BUWPS	232	195	37								
		985	195	37	10	3	24	716	757	773	786	788
AIRSHTPS	LANT	9			1			8	8	9	8	8
	RDT&E	3						3	3	3	3	3
	BUWPS	10	2	8								
		22	2	8	1			11	11	12	11	11
		11174	1457	2109	363	314	205	6726	6883	6885	6858	6870
FIGHTER JET												
VF DAY	LANT	249			15	13	5	216	192	192	192	173
	PAC	332			61	41	13	217	260	256	250	254
	NATRA	72			11	11	1	60	112	112	122	122
	NART	132			8	32	2	90	122	118	102	102
	RDT&E	25				3	1	21	27	25	25	25
	BUWPS	688	142	546								
		1498	142	546	84	100	22	604	713	703	691	676
VF AW	LANT	173			14	12	5	144	154	157	161	180
	PAC	296			18	36	17	225	267	272	284	282
	NATRA	35						35	10	10		
	NART	42						42	44	32	10	10
	RDT&E	28				1		27	29	31	31	31
	BUWPS	163	64	99								
		737	64	99	32	49	20	473	504	502	486	503
VF P	LANT	43			0	3	1	33	33	33	33	33
	PAC	65			11		6	48	50	50	50	50
	NABS	1						1	1	1	1	1
	NATRA	8						8	9	9	9	9
	RDT&E	2						2	2	2	2	2
	BUWPS	109	7	102								
		228	7	102	17	3	7	92	95	95	95	95
VF D	LANT	8				2		6	7	7	7	7
	PAC	26						26	24	25	25	26
	NABS	9				1		8	6	6	6	6
	RDT&E	4						4	3	3	3	3
	BUWPS	36	21	15								
		83	21	15		3		44	40	41	41	42
VF KD	PAC	9						9	7	7	7	7
	BUWPS	6		6								
		15		6				9	7	7	7	7
VF O	LANT	7						7	6	6	6	6
	PAC	12						12	15	15	15	15
	BUWPS	7	7									
		26	7					19	21	21	21	21
		2587	241	768	133	155	49	1241	1380	1369	1341	1344

CONFIDENTIAL

DECLASSIFIED

CONFIDENTIAL

TABLE 3
PROGRAM AIRCRAFT
PROGRAM INVENTORY BY STATUS AND PLANNED OPERATING ASSIGNMENTS
BY COMMAND, CLASS AND MODEL

CLASS AND MODEL	COMMAND	TOTAL	BUWEPS FR		OPERATING COMMANDS				PLANNED OPT'G ASSIGNMENTS			
			NON OPERATIONAL SUPPORT	RESERVE STOCK	READY FOR ISSUE	OPERATIONAL POOL		ON BOARD OPERATING INV.	30 JUN 1960	30 SEP 1960	31 DEC 1960	31 MAR 1961
						UNDG. PAR & AIRLINE MAINTENANCE	OTHER					
ATTACK JET												
VA DAY	LANT	319			17	16	7	279	280	280	280	280
	PAC	441			33	26	13	369	390	386	390	389
	NABS	3				2	1	81	116	116	116	116
	NATRA	95			11		3	64	58	50	50	50
	NART	79			10		5	17	17	17	17	17
	RDT&E	19					1					
	BUWPS	182	120	62	71	44	30	811	861	849	853	852
		1138										
VA AW	LANT										4	9
	RDT&E										1	1
											5	10
VA P	LANT	8						8	10	10	9	9
	PAC	9						9	11	11	10	9
	RDT&E	1						1				
	BUWPS	5	5									
		23						18	21	21	19	18
VA Q	LANT	6				1		5	9	9	9	9
	PAC	4				1		3	5	9	10	10
	RDT&E	1						1				
	BUWPS	4	4									
		15				2		9	14	18	19	19
VA HT	LANT	3						3	4	4	4	4
	PAC	3						3	3	4	4	4
	BUWPS	2	2									
		8						6	7	8	8	8
VA H	LANT	69				8		61	63	60	60	60
	PAC	64				8		48	53	53	56	64
	NABS	1						1				
	RDT&E	5						5	5	5	5	5
	BUWPS	11	11									
		150	11			16		115	121	118	121	129
		1334	142	62	71	62	38	959	1024	1014	1025	1036
ATTACK PROP												
VA DAY	LANT	114			5		5	104	98	98	98	98
	PAC	134			5		1	128	128	123	123	123
	NABS	14					1	13	10	10	10	10
	NATRA	28					2	26	27	27	27	27
	NART	58					1	57	59	59	59	59
	RDT&E	5			1			4	4	4	4	4
	BUWPS	291	155	136	11							
		644					10	332	326	321	321	321
VA AW	LANT	15			4			11	14	14	14	14
	PAC	21						21	18	18	18	18
	NABS	2						2	2	2	2	2
	NATRA	9						9	3	3	3	3
	NART	19			1		1	17	11	11	11	11
	RDT&E	4						4	6	6	6	6
	BUWPS	78	53	25								
		146			5		1	64	54	54	54	54
VA W	LANT	48			1		3	44	42	43	44	44
	PAC	40			1			39	39	47	48	48
	RDT&E	3						3	4	4	4	4
	BUWPS	108	36	72								
		199			2		3	86	85	94	96	96
VA P	BUWPS	1		1								
		1		1								
VA Q	LANT	2						2				
	PAC	3						2				
		5						1	4			
		997	244	234	18		15	486	465	469	471	471

CONFIDENTIAL

~~CONFIDENTIAL~~

DECLASSIFIED

**TABLE 3 PROGRAM AIRCRAFT
PROGRAM INVENTORY BY STATUS AND PLANNED OPERATING ASSIGNMENTS
BY COMMAND, CLASS AND MODEL**

CLASS AND MODEL	COMMAND	TOTAL	BUWEPS FR		OPERATING COMMANDS				PLANNED OPT'G ASSIGNMENTS			
			NON OPERA-TIONAL SUPPORT	RESERVE STOCK	READY FOR ISSUE	OPERATIONAL POOL		ON BOARD OPERA-TING INV.	30 JUN 1960	30 SEP 1960	31 DEC 1960	31 MAR 1961
						UNDG. PAR AIRLINE & PROG. MAINT.	OTHER					
ANTI SUBMARINE												
VS	LANT	145			12	8	4	121	116	114	114	114
	PAC	96			7	4	1	78	72	72	72	70
	NABS	2						2	2	2	2	2
	NATRA	91			5	7	-	79	77	77	77	77
	NART	189			8	18	2	161	174	168	168	168
	RDT&E	5				1		4	4	4	4	4
	BUWPS	91	87	4								
		613	87	4	32	38	7	445	445	437	437	435
		613	87	4	32	38	7	445	445	437	437	435
PATROL												
VP L	LANT	149			5	1		143	138	138	138	135
	PAC	112				2	2	108	108	108	108	108
	NATRA	16						16				
	NART	103			2	6	3	92	97	96	96	96
	RDT&E	12						12	12	12	12	12
	BUWPS	166	110	56								
		558	110	56	7	9	5	371	355	354	354	351
VP LD	LANT	2						2	2	2	2	2
	PAC	2						2	2	2	2	2
	NABS	1						1				
	RDT&E	1	1						1	1	1	1
	BUWPS	6	1						5	5	5	5
VP S	LANT	51					1	50	46	42	42	42
	PAC	67			1		2	64	64	63	60	60
	RDT&E	1						1				
	BUWPS	62	44	18								
		181	44	18	1		3	115	110	105	102	102
		745	155	74	8	9	8	491	470	464	461	458
WARNING												
VW WEA	LANT	7			1	1		5	6	6	6	6
		7			1	1		5	6	6	6	6
VW AEW	LANT	49			7	6	3	33	37	30	30	30
	PAC	51				8		43	43	43	34	34
	NABS	3						3	3	3	3	3
	NATRA	6				1		5	4	4	4	4
	RDT&E	6						6	6	6	6	6
	BUWPS	11		11	7	15	3	90	93	86	77	77
		126		11	7	15	3	90	93	86	77	77
VW Q	LANT	2						2	3	3	3	3
	PAC	1						1	3	3	3	3
	BUWPS	4	4									
		7	4					3	6	6	6	6
		140	4	11	8	16	3	98	105	98	89	89
OBSERVATION												
VO	LANT	14			2			12	12	12	12	12
	PAC	27					2	25	22	22	22	22
	BUWPS	5	5									
		46	5		2		2	37	34	34	34	34
		46	5		2		2	37	34	34	34	34
TRANSPORT												
VR H	LANT	27			2		1	24	28	27	31	31
	PAC	57					3	54	50	50	50	50
	NABS	11						11	12	13	13	13
	NATRA	6						6	5	5	5	5
	NART	39					10	29	39	40	40	40
	RDT&E	2						2	3	3	3	3
	BUWPS	20	20									
		162	20		2		14	126	137	138	142	142

~~CONFIDENTIAL~~

DECLASSIFIED

TABLE 3
PROGRAM AIRCRAFT
PROGRAM INVENTORY BY STATUS AND PLANNED OPERATING ASSIGNMENTS
BY COMMAND, CLASS AND MODEL

CLASS AND MODEL	COMMAND	TOTAL	BUWEPS FR		OPERATING COMMANDS				PLANNED OPT'G ASSIGNMENTS			
			NON OPERATIONAL SUPPORT	RESERVE STOCK	READY FOR ISSUE	OPERATIONAL POOL		ON BOARD OPERATING INV.	30 JUN 1960	30 SEP 1960	31 DEC 1960	31 MAR 1961
						UNDG. PAR & AIRLINE MAINTENANCE	OTHER					
VR M	LANT	81			2			79	87	82	81	81
	PAC	46					2	44	42	42	42	42
	NABS	55						55	58	63	63	63
	NATRA	15						3	12	18	19	19
	NART	10						1	17	17	17	17
	RDT&E	7							7			8
	BUWPS	105	44	61					8	8	8	8
		327	44	61	2		6	214	230	230	230	230
VR C	LANT	26						2	24	23	18	18
	PAC	31						4	27	24	24	24
	NABS	14						2	12	14	19	19
	NART	1							1			
	RDT&E	1							1			
	BUWPS	5	5						2	2	2	2
		78	5				8		65	63	63	63
	567	69	61	4	8	20	405	430	431	435	435	
UTILITY												
VU SAR	LANT	21			1	1		19	20	19	19	19
	PAC	24						3	21	22	21	21
	NABS	17							17	17	17	17
	NATRA	2							2	2	2	2
	NART	1							1			
	RDT&E	33	24	9					2			
	BUWPS	98	24	9	1	1	3	60	61	59	59	59
VU TOW	LANT	9						9	11	11	11	11
	PAC	16						1	15	14	14	14
	RDT&E	1							1	1	1	1
	BUWPS	50	8	42					1			
		76	8	42				1	25	26	26	26
VU T&D	LANT	1						1				
	PAC	6						6	3	3	3	3
	NABS	1						1				
	RDT&E	1						1	3	3	3	3
	BUWPS	6	2	4								
		15	2	4				9	6	6	6	6
	189	34	55	1	1	4	94	93	91	91	91	
TRAINING JET												
VT	LANT	110			19	5	10	76	85	85	85	85
	PAC	149			1	11	2	135	135	132	124	124
	NABS	92						92	81	96	93	93
	NATRA	276			22	2	1	251	228	257	257	257
	NART	43			3		2	38	55	61	61	61
	RDT&E	14						10	5	5	5	5
	BUWPS	406	108	298								
		1090	108	298	45	22	15	602	589	636	625	625
VT D	PAC	6						6	6	6	6	6
	NABS	2						2				
	BUWPS	5	1	4								
		13	1	4				8	6	6	6	6
VT KD	NABS	1						1				
	BUWPS	6										
		7						1				
	1110	109	308	45	22	15	611	595	642	631	631	
TRAINING PROP												
VT ME	LANT	44			5			39	39	26	26	26
	PAC	63			1			1	61	45	40	40
	NABS	208						1	207	186	201	201
	NATRA	122							122	98	98	98
	NART	43			1			2	40	42	42	42
	RDT&E									1	1	1
	BUWPS	294	12	222								
		714	12	222	7		4	469	411	413	408	408

CONFIDENTIAL

~~CONFIDENTIAL~~

DECLASSIFIED

TABLE 3
PROGRAM AIRCRAFT
PROGRAM INVENTORY BY STATUS AND PLANNED OPERATING ASSIGNMENTS
BY COMMAND, CLASS AND MODEL

CLASS AND MODEL	COMMAND	TOTAL	BUWEPS FR		OPERATING COMMANDS				PLANNED OPT'G ASSIGNMENTS			
			NON OPERATIONAL SUPPORT	RESERVE STOCK	READY FOR ISSUE	OPERATIONAL POOL		ON BOARD OPERATING INV.	30 JUN 1960	30 SEP 1960	31 DEC 1960	31 MAR 1961
						UNDG. PAR & AIRLINE MAINTENANCE	OTHER					
VT MEP	PAC	7						7	4	4	4	4
	NABS	8						8	8	8	8	8
	NATRA	9						9	9	9	9	9
	NART	4						4	4	4	4	4
	BUWPS	11	2	9								
		39	2	9				28	25	25	25	25
VT SE	LANT	15			4			11	15	8	8	8
	PAC	10						10	10	10	10	10
	NABS	37						37	36	36	36	36
	NATRA	599			19		16	560	599	541	541	541
	RDT&E	4						4	4	4	4	4
	BUWPS	392	151	241								
		1053	151	241	23		16	622	624	599	599	599
VT E	NART								2	2	2	2
	BUWPS	17	2	15								
		17	2	15					2	2	2	2
VT NAV	NATRA	3						3	4	4	4	4
	BUWPS	3	3									
		6	3					3	4	4	4	4
VT D	LANT	2						2	2	2	2	2
	PAC	3						3	2	2	2	2
	NABS	8						3				
	RDT&E	2						2	4	4	4	4
	BUWPS	10						10	8	8	8	8
		1839	170	487	30		20	1132	1074	1051	1046	1046
ROTARY WINGS												
HS	LANT	90						90	87	91	95	99
	PAC	53						53	56	57	60	61
	NART	25			1		1	23	27	27	27	27
	RDT&E	4						4				
	BUWPS	36	36									
		208	36		1		1	170	170	175	182	187
HO	LANT	11				1		10	13	13	12	12
	PAC	25					3	21	25	25	25	25
	NABS	9						9	9	8	8	8
	NATRA	19						19	22	22	22	22
	BUWPS	33	33									
		97	33		1	1	3	59	69	68	67	67
HR L	LANT	86			1			85	92	91	98	91
	PAC	145			7			125	129	142	142	147
	NABS	33					13	33	32	34	34	34
	NATRA	11						11	9	9	9	9
	RDT&E	1						1	1	1	1	1
	BUWPS	58	58									
		334	58		8		13	255	263	277	284	282
HR M	LANT	7						7	14	14	14	14
	PAC	18					1	17	16	14	14	14
	NABS	2						2	2	2	2	2
	BUWPS	11	11									
		38	11				1	26	32	30	30	30
HU	LANT	48				2		46	50	48	49	48
	PAC	62					6	56	51	50	50	51
	NABS	20						20	20	21	21	21
	NATRA	17						17	21	19	19	19
	NART	17						17	27	33	33	33
	RDT&E	3						3	3	3	3	3
	BUWPS	77	48	29								
		244	48	29		2	6	159	172	174	175	175
HT	LANT	8						8	10	7	6	6
	PAC	6						6	6	7	7	6
	NATRA	33						33	35	35	35	35
	BUWPS	17	9	8								
		64	9	8				47	51	49	48	47
		985	195	37	10	3	24	716	757	773	786	788

~~CONFIDENTIAL~~

DECLASSIFIED

CONFIDENTIAL

TABLE 3 PROGRAM AIRCRAFT
PROGRAM INVENTORY BY STATUS AND PLANNED OPERATING ASSIGNMENTS
BY COMMAND, CLASS AND MODEL

CLASS AND MODEL	COMMAND	TOTAL	BUWEPS FR		OPERATING COMMANDS				PLANNED OPT'G ASSIGNMENTS				
			NON OPERATIONAL SUPPORT	RESERVE STOCK	READY FOR ISSUE	OPERATIONAL POOL		ON BOARD OPERATING INV.	30 JUN 1960	30 SEP 1960	31 DEC 1960	31 MAR 1961	
						UNDG. PAR & AIRLINE MAINTENANCE	OTHER						
AIRSHIPS													
ZP	LANT RDT&E BUWPS	5 3 8 16		8 8	1			4 3 7	4 3 7	4 3 7	4 3 7	4 3 7	
ZW	LANT BUWPS	4 2 6 22	2 2		8 1			4 4 4 11	4 4 5 11	5 4 4 12	4 4 4 11	4 4 4 11	
FIGHTER JET													
VF DAY													
* F8U 2	LANT PAC RDT&E BUWPS	64 63 5 13 145	13 13			2 9 11	2 2 4	1 2 1 115	59 52 4 101	39 56 6 117	39 72 6 117	39 72 6 112	34 72 6 112
* F8U 1	LANT PAC RDT&E BUWPS	83 95 2 55 235	53 53	2 2		4 11 15	10 4 14	2 4 6 145	67 76 2 174	78 90 6 177	77 88 6 174	80 88 6 180	82 92 6 180
* F8U 1E	LANT PAC RDT&E BUWPS	40 65 1 6 112	6 6			2 14 2 14	14 14	5 5 1 85	40 44 1 92	34 58 58 93	35 58 58 90	32 58 58 88	30 58 58 88
F11F 1	LANT PAC NATRA RDT&E BUWPS	22 31 68 7 26 154	13 13 13	13 13		4 1 11 2 5 16	3 4 11 2 16	1 1 1 106	18 26 57 5 106	14 28 80 5 113	14 14 80 5 113	14 14 80 5 99	14 14 80 5 99
F9F 8	NATRA MART RDT&E BUWPS	-1 26 2 128 157				7 7 7	7 7	1 1 1 21	19 2 2 22	20 2 2 18	16 2 2 18	16 2 2 18	16 2 2 18
F9F 7	BUWPS	46 46		46 46									
F9F 6	MART RDT&E BUWPS	1 1 169 171	1 1	168 168				1 1 1	1 1 1				
F3H 2M	RDT&E BUWPS	1 59 60	1 1	58 58				1 1 1	1 1 1				
FJ 4	PAC NATRA MART RDT&E BUWPS	78 3 16 2 11 110	11 11			38 38 38	20 6 26	1 1 1 34	19 3 10 2 34	28 32 18 3 70	18 42 18 2 80	18 42 18 2 80	18 42 18 2 80
FJ 3	LANT MART RDT&E BUWPS	17 52 4 112 105	27 27	85 85		1 1 1	11 1 12	2 1 3 57	15 39 3 52	6 42 4 52	6 42 4 42	6 32 4 42	6 32 4 42
FJ 3M	LANT MART BUWPS	23 37 63 123 1498	17 17	46 46		5 5	1 16	17 22 39 604	21 42 63 713	21 42 63 703	21 36 57 691	21 36 57 676	21 36 57 676

* COMBAT FIRST LINE MODELS

CONFIDENTIAL

~~CONFIDENTIAL~~

DECLASSIFIED

TABLE 3
PROGRAM AIRCRAFT
PROGRAM INVENTORY BY STATUS AND PLANNED OPERATING ASSIGNMENTS
BY COMMAND, CLASS AND MODEL

CLASS AND MODEL	COMMAND	TOTAL	BUWEPS FR		OPERATING COMMANDS				PLANNED OPT'G ASSIGNMENTS					
			NON OPERATIONAL SUPPORT	RESERVE STOCK	READY FOR ISSUE	OPERATIONAL POOL		ON BOARD OPERATING INV.	30 JUN 1960	30 SEP 1960	31 DEC 1960	31 MAR 1961		
						UNDG. PAR & AIRLINE MAINTENANCE	OTHER							
VF AW														
* F8U 2N	LANT PAC RDT&E BUWPS	1 1	1 1									4 7	7 18	7 31
F2H 4	NART BUWPS	33 15 48		5 5 10				33 33	32 32	20 20	10 10		10 10	
F2H 3	NATRA NART BUWPS	35 9 33 77						35 9	10 12	10 12				
* F3H 2	LANT PAC RDT&E BUWPS	64 153 10 25 252			5 5	4 18 1	2 16	53 114 9	53 145 13	53 145 13	53 143 13	53 143 13	53 142 13	
* F3H 2X	BUWPS	7 7	7 7											
* F3H 2N	RDT&E BUWPS	2 36 38		10 26				2 2	4 4					
* F4H 1	LANT PAC RDT&E BUWPS	7 7	7 7							1 4	6 4	10 14 4		
F3D 2	PAC RDT&E	1 4 5						1 4 5						
F3D 2T2	LANT PAC								8 2 10	8 6 14	8 8 16	8 11 19		
F3D 2M	RDT&E BUWPS	1 1 2	1 1					1 1						
* F4D 1	LANT PAC RDT&E BUWPS	109 142 11 38 300 737		12 26 22 32	9 13	8 18	1 1	91 110 11 473	93 120 10 504	93 120 10 502	93 120 10 486	89 108 10 503		
VF P														
* F8U 1P	LANT PAC NABS RDT&E BUWPS	43 65 1 1 25 195		7 18	6 11	3	1 6	33 48 1 1	33 50 1 2	33 50 1 2	33 50 1 2	33 50 1 2	33 50 1 2	
F9F 8P	NATRA RDT&E BUWPS	8 1 84 93 228						8 1	9 9	9 9	9 9	9 9	9 9	
VF D														
* F8U 1D	NABS	2 2				1 1		1 1	2 2	2 2	2 2	2 2	2 2	
F9F 6D	PAC NABS RDT&E BUWPS	2 3 1 16 22		2 14				2 3 1				6		

* COMBAT FIRST LINE MODELS

DECLASSIFIED

~~CONFIDENTIAL~~

TABLE 3 PROGRAM AIRCRAFT
PROGRAM INVENTORY BY STATUS AND PLANNED OPERATING ASSIGNMENTS
BY COMMAND, CLASS AND MODEL

CLASS AND MODEL	COMMAND	TOTAL	BUWEPS FR		OPERATING COMMANDS				PLANNED OPT'G ASSIGNMENTS				
			NON OPERATIONAL SUPPORT	RESERVE STOCK	READY FOR ISSUE	OPERATIONAL POOL			ON BOARD OPERATING INV.	30 JUN 1960	30 SEP 1960	31 DEC 1960	31 MAR 1961
						UNDG. PAR & AIRLINE MAINTENANCE	OTHER						
FJ 3D	PAC	12							12	12	12	12	12
	BUWPS	15	14	1					12	12	12	12	12
		27	14	1									
FJ 3D2	LANT	8				2			6	7	7	7	7
	PAC	12							12	12	13	13	14
	NABS	4							4	4	4	4	4
	RDT&E	3							3	3	3	3	3
	BUWPS	5	5										
		32	5			2			25	26	27	27	28
		83	21	15		3			44	40	41	41	42
VF KD	F9F 5KD	PAC							9	7	7	7	7
	BUWPS	4		4					9	7	7	7	7
		13		4									
	F9F 2KD	BUWPS	2		2								
		2		2									
		15		6					9	7	7	7	7
VF Q	F3D 20	LANT	7						7	6	6	6	6
	PAC	12							12	15	15	15	15
	BUWPS	7	7										
		26	7						19	21	21	21	21
		26	7						19	21	21	21	21
ATTACK JET													
VA DAY	* A4D 2	LANT	275			14	13	6	242	224	212	192	174
		PAC	191			3	13	7	168	183	168	164	164
		NABS	3				2	1					
		RDT&E	3					1	2	4	4	4	4
		BUWPS	10	10									
			482	10		17	28	15	412	411	384	360	342
	* A4D 2N	LANT	10					1	9	38	68	88	106
		PAC	20			10			10	26	56	84	115
		RDT&E	1						1	5	5	5	5
		BUWPS	82	82									
			113	82		10		1	20	69	129	177	226
	A4D 1	LANT	34			3	3		28	18			
		PAC	67				12	1	54	47	28	8	
		NART									16	16	16
		RDT&E	6						6	4	4	4	4
		BUWPS	12	12									
			119	12		3	15	1	88	69	48	28	20
	* FJ 4B	PAC	163			20	1	5	137	134	134	134	110
		RDT&E	5						5	4	4	4	4
		BUWPS	10	10									
			178	10		20	1	5	142	138	138	138	114
	F9F 8B	NAFRA	95			11		3	81	116	116	116	116
		NART	79			10		5	64	58	34	34	34
		RDT&E	4						4				
		BUWPS	68	6	62								
			246	6	62	21	44	8	149	174	150	150	150
			1138	120	62	71		30	811	861	849	853	852
VA AW	A3J 1	LANT										4	9
		RDT&E										1	1
												5	10
												5	10
VA P	* A3D 2P	LANT	8						8	10	10	9	9
		PAC	9						9	11	11	10	9
		BUWPS	5	5									
			22	5					17	21	21	19	18
	A3D 1P	RDT&E	1						1				
			1						1				
			23	5					18	21	21	19	18

* COMBAT FIRST LINE MODELS

~~CONFIDENTIAL~~

~~CONFIDENTIAL~~

DECLASSIFIED

TABLE 3 PROGRAM AIRCRAFT
PROGRAM INVENTORY BY STATUS AND PLANNED OPERATING ASSIGNMENTS
BY COMMAND, CLASS AND MODEL

CLASS AND MODEL	COMMAND	TOTAL	BUWEPS FR		OPERATING COMMANDS				PLANNED OPT'G ASSIGNMENTS				
			NON OPERATIONAL SUPPORT	RESERVE STOCK	READY FOR ISSUE	OPERATIONAL POOL		ON BOARD OPERATING INV.	30 JUN 1960	30 SEP 1960	31 DEC 1960	31 MAR 1961	
						UNDG. PAR & AIRLINE MAINTENANCE	OTHER						
VA G													
* A3D 2Q	LANT	5						5	9	9	9	9	
	PAC	3						3	4	8	9	9	
	RDT&E	1						1					
	BUWPS	4	4										
		13		4				9	13	17	18	18	
A3D 1Q	LANT	1				1							
	PAC	1				1			1	1	1	1	
		2				2			1	1	1	1	
		15		4		2		9	14	18	19	19	
VA HT													
A3D 2T	LANT	3						3	4	4	4	4	
	PAC	3						3	3	4	4	4	
	BUWPS	2	2										
		8	2					6	7	8	8	8	
		8	2					6	7	8	8	8	
VA H													
* A3D 2	LANT	55				6		49	53	50	50	50	
	PAC	51				7		36	43	43	46	54	
	NABS	1						1					
	RDT&E	3						3	3	3	3	3	
	BUWPS	9	9										
		119		9		13	8	89	99	96	99	107	
A3D 1	LANT	14				2		12	10	10	10	10	
	PAC	13				1		12	10	10	10	10	
	RDT&E	2						2	2	2	2	2	
	BUWPS	2	2										
		31	2			3		26	22	22	22	22	
		150	11			16	8	115	121	118	121	129	
ATTACK PROP													
VA DAY													
AD 7	PAC	46				2		44	43	43	43	43	
	BUWPS	8	8										
		54		8		2		44	43	43	43	43	
AD 6	LANT	101				3		93	90	90	90	90	
	PAC	75				2		72	71	71	71	71	
	NABS	7						7	7	7	7	7	
	NATRA	25						23	21	21	21	21	
	RDT&E	1						1	2	2	2	2	
	BUWPS	240	119	121									
		449		119	121	5	8	196	191	191	191	191	
AD 5	LANT	13				2		11	8	8	8	8	
	PAC	13				1		12	14	9	9	9	
	NABS	7						6	3	3	3	3	
	NATRA	3						3	6	6	6	6	
	NART	58						57	59	59	59	59	
	RDT&E	4						3	2	2	2	2	
	BUWPS	43	28	15		1							
		141	28	15		4		92	92	87	87	87	
		644	155	136	11	11	10	332	326	321	321	321	
VA AW													
AD 5N	NATRA	9						9	3	3	3	3	
	NART	19						17	11	11	11	11	
	RDT&E	4						4	5	5	5	5	
	BUWPS	63	39	24									
		95		39	24	1	1	30	19	19	19	19	
AD 5Q	LANT	13				4		9	12	12	12	12	
	PAC	19						19	16	16	16	16	
	NABS	2						2	2	2	2	2	
	RDT&E												
	BUWPS	15	14	1					1	1	1	1	
		49	14	1		4		30	31	31	31	31	
TF 1Q	LANT	2						2	2	2	2	2	
	PAC	2						2	2	2	2	2	
		4						4	4	4	4	4	
		148	53	25		5	1	64	54	54	54	54	
VA W													
* WF 2	LANT	10				1		8	14	18	21	23	
	PAC	8						8	10	18	19	23	
	RDT&E	2						2	2	2	2	2	
	BUWPS	14	14										
		34	14			1	1	18	26	38	42	48	

* COMBAT FIRST LINE MODELS

~~CONFIDENTIAL~~

DECLASSIFIED ~~CONFIDENTIAL~~

TABLE 3 PROGRAM AIRCRAFT
PROGRAM INVENTORY BY STATUS AND PLANNED OPERATING ASSIGNMENTS
BY COMMAND, CLASS AND MODEL

CLASS AND MODEL	COMMAND	TOTAL	BUWEPS FR		OPERATING COMMANDS				PLANNED OPT'G ASSIGNMENTS				
			NON OPERATIONAL SUPPORT	RESERVE STOCK	READY FOR ISSUE	OPERATIONAL POOL		ON BOARD OPERATING INV.	30 JUN 1960	30 SEP 1960	31 DEC 1960	31 MAR 1961	
						UNDG. PAR & AIRLINE MAINTENANCE	OTHER						
AD 5W	LANT	38						2	36	28	25	23	21
	PAC	32							31	29	29	29	25
	RDT&E	1							1	2	2	2	2
	BUWPS	94	22	72									
		165	22	72	1			2	68	59	56	54	48
		199	36	72	2			3	86	85	94	96	96
VA P													
AJ 2P	BUWPS	1		1									
		1		1									
		1		1									
VA Q													
P4M 10	LANT	2								2			
	PAC	3							1	2			
		5							1	4			
		5							1	4			
ANTI SUBMARINE													
VS													
S2F 3	LANT									2	5	10	16
	PAC											2	6
	RDT&E											2	2
										2	7	14	24
* S2F 2	LANT	20				5	1		13	8	3		
	PAC	14				4	1		1	8	10	8	4
	NART	11							1	10			
	BUWPS	9	9										
		54	9			9	2		3	31	18	13	8
* S2F 1X	BUWPS	13	13										
		13	13										
* S2F 1	LANT	44				1	2		2	39	106	106	104
	PAC	24				3	1			20	62	62	62
	NABS	2								2	2	2	2
	NATRA	13				2				11	30	30	30
	NART	178				8	18		1	151	174	168	168
	RDT&E	4					1			3	4	2	2
	BUWPS	46	42	4									
		311	42	4		14	22		3	226	378	370	368
* S2F 1T	NATRA	78				3	7			68			
	BUWPS	5	5										
		83	5			3	7			68			
* S2F 1TX	BUWPS	16	16										
		16	16										
* S2F 1 1T	NATRA									47	47	47	47
										47	47	47	47
* S2F 1S	LANT	79				6	5		1	67			
	PAC	52					2			50			
	RDT&E	1								1			
	BUWPS	2	2										
		134	2			6	7		1	118			
* S2F 1S1	LANT	2								2			
		2								2			
PATROL		613	87	4		32	38		7	445	445	437	437
VP L													
* P2V 7	LANT	22				1	1			20	19	16	7
	PAC	10								10	10	4	
	RDT&E	2								2	2	2	2
	BUWPS	6	6										
		40	6			1	1			32	31	28	13
* P2V 7S	LANT	47				3				44	47	50	59
	PAC	45								45	43	47	56
	BUWPS	1	1										60
		93	1			3				89	90	97	115
* P2V 7SX	BUWPS	19	19										123
		19	19										

* COMBAT FIRST LINE MODELS

~~CONFIDENTIAL~~

CONFIDENTIAL

DECLASSIFIED

TABLE 3 PROGRAM AIRCRAFT PROGRAM INVENTORY BY STATUS AND PLANNED OPERATING ASSIGNMENTS BY COMMAND, CLASS AND MODEL

CLASS AND MODEL	COMMAND	TOTAL	BUWEPs FR		OPERATING COMMANDS				PLANNED OPT'G ASSIGNMENTS				
			NON OPERATIONAL SUPPORT	RESERVE STOCK	READY FOR ISSUE	OPERATIONAL POOL		ON BOARD OPERATING INV.	30 JUN 1960	30 SEP 1960	31 DEC 1960	31 MAR 1961	
						UNDG. PAR & AIRLINE MAINTENANCE	OTHER						
P2V 6	NART	12											
	BUWPS	10	4	6									
		22	4	6									
P2V 6F	NART	1											
	BUWPS	1		1									
		2		1									
P2V 6 6F	NART								12	12	12	12	12
									12	12	12	12	12
P2V 6M	RDT&E	1							1	1	1	1	1
	BUWPS	9	4	5					1	1	1	1	1
		10	4	5					1	1	1	1	1
P2V 6T	NATRA	9											
	BUWPS	3		3									
		12		3									
P2V 6TX	BUWPS	3	1	2									
		3	1	2									
* P2V 5	LANT	3							3	19	9	3	
	PAC	1							1	28	15	6	
	NART	3							3	68	68	68	68
	RDT&E									7	7	7	7
	BUWPS	2	2										
		9	2						7	122	99	84	75
* P2V 5F	LANT	36			1								
	PAC	28				2							
	NART	68				6		2					
	RDT&E	5						3					
	BUWPS	36	36										
		173	36		3	8		5	121				
* P2V 5JF	BUWPS	2	2										
		2	2										
* P2V 5S	LANT	38							38	53	63	69	72
	PAC	28							28	27	36	42	48
	RDT&E	1							1				
	BUWPS	9	9										
		76	9						67	80	99	111	120
* P2V 5SX	BUWPS	26	26										
		26	26										
P2V 4	NART	19							19	17	16	16	16
	RDT&E	3							3	2	2	2	2
	BUWPS	20		20					22	19	18	18	18
		42		20									
P2V 3	NATRA	7							7				
		7							7				
P2V 3B	LANT	3							3				
	BUWPS	14		14									
		17		14					3				
P2V 3W	BUWPS	5		5									
		5		5									
		558	110	56	7	9		5	371	355	354	354	351
VP LD													
* P2V 5FD	LANT	2							2	2	2	2	2
	PAC	2							2	2	2	2	2
	NABS	1							1				
	RDT&E									1	1	1	1
	BUWPS	1	1										
		6	1						5	5	5	5	5
		6	1						5	5	5	5	5

COMBAT FIRST LINE MODELS

CONFIDENTIAL

DECLASSIFIED

~~CONFIDENTIAL~~

TABLE 3 PROGRAM AIRCRAFT
PROGRAM INVENTORY BY STATUS AND PLANNED OPERATING ASSIGNMENTS
BY COMMAND, CLASS AND MODEL

CLASS AND MODEL	COMMAND	TOTAL	BUWEPS FR		OPERATING COMMANDS				PLANNED OPT'G ASSIGNMENTS						
			NON OPERATIONAL SUPPORT	RESERVE STOCK	OPERATIONAL POOL			ON BOARD OPERATING INV.	30 JUN 1960	30 SEP 1960	31 DEC 1960	31 MAR 1961			
					READY FOR ISSUE	UNDG. PAR & AIRLINE MAINTENANCE	OTHER								
VP 5															
* P5M 2	LANT	9						9	7						
	PAC	21						21	19	8	3				
	BUMPS	1	1												
		31	1					30	26	8	3				
* P5M 2S	LANT	11													
	PAC	12					1	10	14	21	27	31			
	BUMPS	2	2					12	14	28	36	40			
		25	2					1	22	28	49	63	71		
* P5M 2SX	PAC	1													
	BUMPS	26	26					1							
		27	26												
P5M 1	LANT	27						27	21	17	11	7			
	PAC	33				1		30	30	23	15	12			
	BUMPS	23	11	12		1		2	57	51	40	26	19		
		83	11	12				2	57	51	40	26	19		
P5M 1S	LANT	4													
	PAC														
	RDT&E	1						4	4	4	4	4	4		
		5						1	1	4	6	8			
		5						5	5	8	10	12			
P5M 1SX	BUMPS	10	4	6											
		10	4	6											
		181	44	18		1		3	115	110	105	102	102		
WARNING															
VW WEA															
* WV 3	LANT	7				1	1	5	6	6	6	6	6		
		7				1	1	5	6	6	6	6	6		
		7				1	1	5	6	6	6	6	6		
VW AEW															
* WV 2	LANT	49				7	6	33	37	30	30	30	30		
	PAC	51					8	43	43	43	34	34	34		
	NABS	3						3	3	3	3	3	3		
	NATRA	6					1	5	4	4	4	4	4		
	RDT&E	6						6	6	6	6	6	6		
	BUMPS	11		11											
		126		11		7	15	90	93	86	77	77	77		
		126		11		7	15	90	93	86	77	77	77		
VW Q															
* WV 20	LANT	2						2	3	3	3	3	3		
	PAC	1						1	3	3	3	3	3		
	BUMPS	4	4					3	6	6	6	6	6		
		7	4					3	6	6	6	6	6		
		7	4					3	6	6	6	6	6		
OBSERVATION															
VO															
OE 2	LANT	5						5	5	5	5	5	5		
	PAC	11						10	12	12	12	12	12		
	BUMPS	4	4					1	15	17	17	17	17		
		20	4					1	15	17	17	17	17		
OE 1	LANT	9				2		7	7	7	7	7	7		
	PAC	16						1	15	10	10	10	10		
	BUMPS	1	1					1	22	17	17	17	17		
		26	1			2		1	22	17	17	17	17		
		46	5			2		2	37	34	34	34	34		
TRANSPORT															
VR H															
R6D 1	LANT	9							2	2	2	2	2		
	PAC	7						9	12	12	12	12	12		
	BUMPS	16	7												
		16	7					9	14	14	14	14	14		
R7V 1	LANT	6				1		5	5	5	5	5	5		
	PAC	6						6	5	5	5	5	5		
	NABS	1						1	1	1	1	1	1		
		13				1		12	11	11	11	11	11		
R5D 2 3	LANT								2	2	2	2	2		
	PAC								25	25	25	25	25		
	NABS								5	5	5	5	5		
	NATRA								1	1	1	1	1		
	NART								34	35	35	35	35		
	RDT&E								2	2	2	2	2		
									69	70	70	70	70		

* COMBAT FIRST LINE MODELS

~~CONFIDENTIAL~~

~~CONFIDENTIAL~~

DECLASSIFIED

TABLE 3 PROGRAM AIRCRAFT
PROGRAM INVENTORY BY STATUS AND PLANNED OPERATING ASSIGNMENTS
BY COMMAND, CLASS AND MODEL

CLASS AND MODEL	COMMAND	TOTAL	BUWEPS FR		OPERATING COMMANDS				PLANNED OPT'G ASSIGNMENTS			
			NON OPERATIONAL SUPPORT	RESERVE STOCK	READY FOR ISSUE	OPERATIONAL POOL		ON BOARD OPERATING INV.	30 JUN 1960	30 SEP 1960	31 DEC 1960	31 MAR 1961
						UNDG. PAR & AIRLINE MAINTENANCE	OTHER					
R5D 5	LANT	11			1			9	11	11	11	11
	PAC	1						1				
	BUWPS	1	1									
		13	1		1			10	11	11	11	11
R5D 3	LANT	3						3				
	PAC	22						20				
	NABS	7						7	3	3	3	3
	NART	21						15				
	RDT&E	1						1				
	BUWPS	5	5									
		59	5					46	3	3	3	3
R5D 2	PAC	10						9				
	NABS	2						2				
	NATRA	2						2	1	1	1	1
	NART	12						10				
	BUWPS	5	5									
		31	5					23	1	1	1	1
R5D 5R	LANT	1						1	1	1	1	1
		1						1	1	1	1	1
R5D 4R	LANT	1						1	1			
	PAC	3						3	3	3	3	3
	NABS	1						1	2	3	3	3
	NATRA	2						2	1	1	1	1
	NART	6					2	4	5	5	5	5
	RDT&E	1						1	1	1	1	1
		14					2	12	13	13	13	13
R6D 1Z	LANT	3						3	4	4	4	4
	PAC	2						2	2	2	2	2
	BUWPS	1	1									
		6	1					5	6	6	6	6
R5D Z	LANT								2	2	2	2
	NABS								1	1	1	1
	NATRA								2	2	2	2
									5	5	5	5
R5D 5Z	PAC	1						1	1	1	1	1
		1						1	1	1	1	1
R5D 3Z	NATRA	1						1				
	BUWPS	1	1									
		2	1					1				
R5D 2Z	LANT	2						2				
	PAC	3						3	2	2	2	2
		5						5	2	2	2	2
R5D 1Z	NATRA	1						1				
		1						1				
C 130BL	LANT										4	4
											4	4
		162	20		2		14	126	137	138	142	142
VR M	R4Q 2	LANT	87					27	29	29	29	29
	PAC	15						13	13	13	13	13
	BUWPS	11	11									
		53	11				2	40	42	42	42	42
R4Q 1	BUWPS	33		33								
		33		33								
R4D 8	LANT	19			1			18	20	18	17	17
	PAC	14						14	13	13	13	13
	NABS	27						27	24	26	26	26
	NATRA	11					3	8	13	13	13	13
	NART	10					1	9	10	10	10	10
	RDT&E	1						1	3	3	3	3
	BUWPS	11	11									
		93	11		1		4	77	83	83	82	82

~~CONFIDENTIAL~~

DECLASSIFIED

~~CONFIDENTIAL~~

TABLE 3 PROGRAM AIRCRAFT
PROGRAM INVENTORY BY STATUS AND PLANNED OPERATING ASSIGNMENTS
BY COMMAND, CLASS AND MODEL

CLASS AND MODEL	COMMAND	TOTAL	BUWEPS FR		OPERATING COMMANDS				PLANNED OPT'G ASSIGNMENTS				
			NON OPERATIONAL SUPPORT	RESERVE STOCK	READY FOR ISSUE	OPERATIONAL POOL			ON BOARD OPERATING INV.	30 JUN 1960	30 SEP 1960	31 DEC 1960	31 MAR 1961
						NOT READY FOR ISSUE							
						UNDG. PAR & AIRLINE MAINTENANCE	OTHER						
R4D 5 6	LANT PAC NABS NART RDT&E								18 11 14 5 3	18 11 14 5 3	18 11 14 5 3	18 11 14 5 3	
R4D 6	LANT PAC NABS NATRA NART RDT&E BUWPS	12 7 8 2 3 2 15 49		7 8									
R4D 5	LANT PAC NABS NATRA NART RDT&E BUWPS	8 5 9 3 1 17 43			1				7 5 9 3 1		5 5 1	5 5 1	5 5 1
R4D 6R	LANT NART BUWPS	1 1 3 5					1		1 1	1 1	1 1	1 1	1 1
R4D 5R	BUWPS	6 6		6 6									
R4D 8Z	PAC NABS BUWPS	1 1 1 3							1 1 2	1 1 2	1 1 2	1 1 2	1 1 2
R4D 6Z	BUWPS	3 3		3 3									
R4Y 1 2	RDT&E									2 2	2 2	2 2	2 2
R4Y 2	NABS BUWPS	2 2		2 2						2 2	2 2	2 2	2 2
R4Y 1	LANT PAC NABS NATRA NART RDT&E BUWPS	14 4 9 2 1 3 36							14 4 9 2 1 3	19 4 8 2 1	16 4 11 2 1	16 4 11 3 1	16 4 11 3 1
R4Y 1Z	NABS	1 1							1 1	1 1	1 1	1 1	1 1
VR C	TF 1	327	44	61	2		6	214	230	230	230	230	
	LANT PAC NABS NART RDT&E BUWPS	26 31 14 1 1 78 78							24 27 12 1 1	23 24 14	18 24 19	18 24 19	18 24 19
				5 5						2 2	2 2	2 2	2 2
										8 8	63 63	63 63	63 63

~~CONFIDENTIAL~~

~~CONFIDENTIAL~~

DECLASSIFIED

TABLE 3 **PROGRAM AIRCRAFT**
PROGRAM INVENTORY BY STATUS AND PLANNED OPERATING ASSIGNMENTS
BY COMMAND, CLASS AND MODEL

CLASS AND MODEL	COMMAND	TOTAL	BUWPS FR		OPERATING COMMANDS				PLANNED OPT'G ASSIGNMENTS				
			NON OPERATIONAL SUPPORT	RESERVE STOCK	READY FOR ISSUE	OPERATIONAL POOL		ON BOARD OPERATING INV	30 JUN 1960	30 SEP 1960	31 DEC 1960	31 MAR 1961	
						UNDG. PAR & AIRLINE MAINTENANCE	OTHER						
UTILITY													
VU SAR	UF 2	LANT	9						9	12	12	12	10
		PAC	8						8	12	15	16	16
		NABS	2						2	2	2	2	2
		BUWPS	9	9									
			28	9					19	26	29	30	28
	UF 2X	BUWPS	2	2									
			2	2									
	UF 1 1T	NABS								10	10	10	10
		NATRA								2	2	2	2
										12	12	12	12
UF 1	LANT	6						6	2	1	1	3	
	PAC	16					3	13	10	6	5	5	
	NABS	19						10	5	5	5	5	
	NATRA	2						2					
	RD1&E	1						1					
	BUWPS	21	12	9				32	17	12	11	13	
		56	12	9				3					
UF 1T	NABS	5						5					
		5						5					
UC 1	LANT	6			1	1		4	6	6	6	6	
	BUWPS	1	1		1	1		4	6	6	6	6	
		98	24	9	1	1	3	60	61	59	59	59	
VU TOW	JD 1	LANT	9						9	11	11	11	11
		PAC	16					1	15	14	14	14	
		RD1&E	1						1	1	1	1	
		BUWPS	39	7	32				1	1	1	1	
		65	7	32			1	25	26	26	26	26	
JD 1K	BUWPS	11	1	10									
		11	1	10									
		76	8	42			1	25	26	26	26	26	
VU T&D	JD 1D	LANT	1						1				
		PAC	6						6	3	3	3	3
		NABS	1						1	3	3	3	3
		RD1&E	1						1	3	3	3	3
		BUWPS	6	2	4				9	6	6	6	6
		15	2	4			9	6	6	6	6		
		15	2	4			9	6	6	6	6	6	

~~CONFIDENTIAL~~

DECLASSIFIED

~~CONFIDENTIAL~~

TABLE 3 PROGRAM AIRCRAFT
PROGRAM INVENTORY BY STATUS AND PLANNED OPERATING ASSIGNMENTS
BY COMMAND, CLASS AND MODEL

CLASS AND MODEL	COMMAND	TOTAL	BUWEPS FR		OPERATING COMMANDS				PLANNED OPT'G ASSIGNMENTS			
			NON OPERATIONAL SUPPORT	RESERVE STOCK	READY FOR ISSUE	OPERATIONAL POOL		ON BOARD OPERATING INV.	30 JUN 1960	30 SEP 1960	31 DEC 1960	31 MAR 1961
						UNDG. PAR & AIRLINE MAINTENANCE	OTHER					
TRAINING JET												
VT												
	T2J 1	NABS 2 NATRA 79 RDT&E 1 BUWPS 25	25				2					
		107	25				82	122	151	151	151	
	T2V 1	NABS 36 NATRA 73 RDT&E 4 BUWPS 28	24	4	18	1	36	39	46	43	43	
		141	24	4	18	1	94	57	64	61	61	
	TV 2	LANT 5 PAC 11 NABS 51 NATRA 5 NART 27 BUWPS 313	46	267	3		2	11	8	3	3	
		412	46	267	4		93	92	103	98	98	
	TT 1	NATRA 10 10					10					
	F9F 8T	LANT 97 PAC 134 NABS 3 NATRA 109 NART 16 RDT&E 5 BUWPS 7	6	1	8	5	10	74	85	85	85	85
		371	6	1	15	21	316	316	316	313	313	
	F3D 2T2	LANT 8 PAC 4 RDT&E 4 BUWPS 33	7	26	8		1	3				
		49	7	26	8		7					
		1090	108	298	45	22	15	602	589	636	625	625
VT D												
	TV 2D	PAC 6 NABS 2 BUWPS 5	1	4			6	6	6	6	6	
		13	1	4			8	6	6	6	6	
		13	1	4			8	6	6	6	6	
VT KD												
	TV 2KD	NABS 1 BUWPS 6		6			1					
		7		6			1					
		7		6			1					

~~CONFIDENTIAL~~

~~CONFIDENTIAL~~

DECLASSIFIED

TABLE 3 **PROGRAM AIRCRAFT**
PROGRAM INVENTORY BY STATUS AND PLANNED OPERATING ASSIGNMENTS
BY COMMAND, CLASS AND MODEL

CLASS AND MODEL	COMMAND	TOTAL	BUWEPS FR		OPERATING COMMANDS			PLANNED OPT'G ASSIGNMENTS					
			NON OPERATIONAL SUPPORT	RESERVE STOCK	READY FOR ISSUE	OPERATIONAL POOL		ON BOARD OPERATING INV.	30 JUN 1960	30 SEP 1960	31 DEC 1960	31 MAR 1961	
						UNDG. PAR & AIRLINE MAINTENANCE	OTHER						
TRAINING PROP													
VT ME	JRB 6	NABS	14					14					
			14										
SNB 5	LANT	NABS	44		5		39	39	26	26	26		
			63		1		1	61	45	45	40	40	
			194					193	186	201	201	201	
			122					122	98	98	98	98	
			43		1		2	40	42	42	42	42	
									1	1	1	1	1
			294	12	222								
700	12	222	7		4	455	411	413	408	408			
714	12	222	7		4	469	411	413	408	408			
VT MEP	SNB 5P	PAC	7				7	4	4	4	4	4	
			8				8	8	8	8	8	8	
			9				9	9	9	9	9	9	
			4				4	4	4	4	4	4	
			11	2	9								
39	2	9				28	25	25	25	25			
39	2	9				28	25	25	25	25			
VT SE	T 34B	LANT	1				1	1					
			160		19		136	154	154	154	154		
			1				1	1	1	1	1		
			208	44	164								
			370	44	164	19		5	138	156	155	155	
	T 28B	LANT	PAC	34		4		10	14	8	8	8	
				10				10	10	10	10	10	
				37				37	36	36	36	36	
				300				10	290	275	267	267	267
				3				3	3	3	3	3	3
55	43	12											
419	43	12	4		10	350	338	324	324	324			
T 28C	NATRA	BUWPS	135				1	134	130	120	120	120	
			129	64	65								
			264	64	65		1	134	130	120	120	120	
			1053	151	241	23	16	622	624	599	599	599	

~~CONFIDENTIAL~~

DECLASSIFIED

~~CONFIDENTIAL~~

TABLE 3 PROGRAM AIRCRAFT
PROGRAM INVENTORY BY STATUS AND PLANNED OPERATING ASSIGNMENTS
BY COMMAND, CLASS AND MODEL

CLASS AND MODEL	COMMAND	TOTAL	BUWEPs FR		OPERATING COMMANDS				PLANNED OPT'G ASSIGNMENTS				
			NON OPERATIONAL SUPPORT	RESERVE STOCK	OPERATIONAL POOL			ON BOARD OPERATING INV.	30 JUN 1960	30 SEP 1960	31 DEC 1960	31 MAR 1961	
					READY FOR ISSUE	UNDG. PAR & AIRLINE MAINTENANCE	OTHER						
VT E	R4D 50	BUWPS	1	1									
			1	1									
	R4D 586S	HART						2	2	2	2	2	2
								2	2	2	2	2	2
	R4D 6S	BUWPS	6	1	5								
			6	1	5								
	R4D 5S	BUWPS	10	1	9								
			10	1	9								
VT MAY	R4D 7	NATRA	3										
		BUWPS	3	3									
			6	3									
			6	3									
VT D	T 28BD	LANT	2					2	2	2	2	2	2
		PAC	3					3	2	2	2	2	2
		NABS	3					3					
		RDTS&E	2					2	4	4	4	4	4
			10				10	8	8	8	8	8	8
ROTARY WING													
MS	* HSS 2	LANT							3	5	7	12	
		PAC								1	3	4	
		BUWPS	2	2									
			2	2					3	6	10	16	
	* HSS 1	LANT	73					73	64	41	26	21	
		PAC	37					37	39	39	28	17	
		HART	25			1		23	27	27	27	27	
		RDTS&E	3					3					
		BUWPS	33	33									
			171	33		1		136	130	107	81	65	
	* HSS 1N	LANT	17					17	20	45	62	66	
		PAC	16					16	17	17	29	40	
		RDTS&E	1					1					
		BUWPS	1	1									
			35	1			34	37	62	91	106		
			208	36		1	170	170	175	182	187		
HO	* HOK 1	LANT	9					9	12	12	12	12	
		PAC	24					20	24	24	24	24	
		NABS	6					6	5	4	4	4	
		BUWPS	23	23									
			62	23		1		33	41	40	40	40	
	H04S 3	LANT	2				1	1	1	1		1	
		PAC	1					1	1	1	1	1	
		NABS	3					3	4	4	4	4	
		NATRA	19					19	22	22	22	22	
		BUWPS	10	10									
			35	10				24	28	28	27	27	
			97	33		1	1	3	59	69	68	67	

* COMBAT FIRST LINE MODELS

~~CONFIDENTIAL~~

DECLASSIFIED

TABLE 3
PROGRAM AIRCRAFT
PROGRAM INVENTORY BY STATUS AND PLANNED OPERATING ASSIGNMENTS
BY COMMAND, CLASS AND MODEL

CLASS AND MODEL	COMMAND	TOTAL	BUWEPS FR		OPERATING COMMANDS				PLANNED OPT'G ASSIGNMENTS				
			NON OPERATIONAL SUPPORT	RESERVE STOCK	READY FOR ISSUE	OPERATIONAL POOL		ON BOARD OPERATING INV.	30 JUN 1960	30 SEP 1960	31 DEC 1960	31 MAR 1961	
						UNDG. PAR & AIRLINE MAINTENANCE	OTHER						
MR L	HRS 3	LANT	29					29	38	35	32	25	
		PAC	30				4	26	31	32	32	32	
		NABS	17					17	16	18	18	18	
		NATRA	11					11	9	9	9	9	
		RDT&E	1					1	1	1	1	1	
	BUWPS	29	29										
			117	29			4	84	95	95	92	85	
	* HUS 1	LANT	57			1		56	54	56	66	66	
		PAC	115			7		99	98	110	110	115	
		NABS	12					9	12	12	12	12	
BUWPS		29	29										
		213	29		8		9	167	164	178	188	193	
* HUS 12	NABS	4					4	4	4	4	4		
	BUWPS	4					4	4	4	4	4		
		334	58		8		13	255	263	277	284	282	
MR M	* HR2S 1	LANT	7					7	14	14	14	14	
		PAC	18					1	17	16	14	14	
		NABS	2						2	2	2	2	
		BUWPS	11	11									
		38	11				1	26	32	30	30	30	
		38	11				1	26	32	30	30	30	
MU	* MU2K 1	LANT								1	3	5	
		PAC										2	
		RDT&E								1	1	1	1
		BUWPS	2	2						1	1	1	1
			2	2						1	2	4	8
	* MUK 1	LANT	7					7	8	4	4	4	
		PAC	11				1	10	11	11	11	11	
		NABS	1							3	3	3	
		BUWPS	1	1					1				
			20	1			1	18	19	18	18	18	
* HUS 1A	LANT	11					9	9	9	9	9		
	PAC	7				2	7	6	4	4	4		
	NABS	2					2	1	1	1	1		
	RDT&E	1					1	1	1	1	1		
	BUWPS	1	1										
		22	1			2	19	17	15	15	15		
MUL 1	LANT	6					6	7	7	7	7		
	PAC	6					6	6	6	6	6		
	BUWPS	4	4										
		16	4				12	13	13	13	13		
HUP 3	LANT							5	11	17	22		
	BUWPS	50	21	29					7	12	17		
		50	21	29				5	18	29	39		
HUP 2	LANT	24					24	21	16	9	1		
	PAC	38					5	33	28	22	17		
	NABS	18						18	19	17	17		
	NATRA	17						17	21	19	19		
	RDT&E	1						17	27	33	33		
	BUWPS	19	19					1	1	1	1		
			134	19				5	110	117	108	96	
			244	48	29		2	6	159	172	174	175	175

* COMBAT FIRST LINE MODELS

CONFIDENTIAL

DECLASSIFIED

CONFIDENTIAL

TABLE 3 PROGRAM AIRCRAFT
PROGRAM INVENTORY BY STATUS AND PLANNED OPERATING ASSIGNMENTS
BY COMMAND, CLASS AND MODEL

CLASS AND MODEL	COMMAND	TOTAL	BUWEPS FR		OPERATING COMMANDS				PLANNED OPT'G ASSIGNMENTS					
			NON OPERATIONAL SUPPORT	RESERVE STOCK	READY FOR ISSUE	OPERATIONAL POOL		ON BOARD OPERATING INV	30 JUN 1960	30 SEP 1960	31 DEC 1960	31 MAR 1961		
						UNDG. PAR & AIRLINE MAINTENANCE	OTHER							
HT														
	HTL 7	LANT PAC NATRA	4 6 4 14					4 6 4 14		7 6 7 13		7 7 7 14	6 6 7 13	6 6 6 12
	HTL 6	NATRA BUWPS	29 14 43	9 9	5 5			29 29		35 35		35 35	35 35	35 35
	HTL 5	LANT BUWPS	2 1 3		1 1			2 2		1 1				
	HTL 4	LANT BUWPS	2 2 4 64		2 2 2 8			2 2 2 47		2 2			48	47
AIRSHIPS				9	8									
ZP														
	ZS2G 1	RDTEE BUWPS	1 2 3		2 2			1 1						
	ZSG 4	RDTEE BUWPS	2 2		2 2					1 1		1 1	1 1	1 1
	* ZPG 2	LANT RDTEE BUWPS	5 3 10		3 3	1		4 3 6		4 1 5		4 1 5	4 1 5	4 1 5
	ZPG 1	RDTEE BUWPS	1 1 16		1 1 8	1		7 7		1 1 7		1 1 7	1 1 7	1 1 7
ZW														
	* ZPG 3W	LANT BUWPS	2 1 3	1 1				2 2		3 3		4 4	4 4	4 4
	* ZPG 2W	LANT BUWPS	2 1 3 6	1 1 2				2 2 4		1 1 4		1 1 5	4	4

* COMBAT FIRST LINE MODELS

CONFIDENTIAL

~~CONFIDENTIAL~~

DECLASSIFIED

TOTAL PROGRAM AND NON-PROGRAM AIRCRAFT

TABLE 4 LOCATION OF AIRCRAFT INVENTORY BY ORGANIZATIONAL UNIT

LOCATION	UNIT	NO. OF A/C	COM-MAND	LOCATION	UNIT	NO. OF A/C	COM-MAND	LOCATION	UNIT	NO. OF A/C	COM-MAND
ABD ANTIETAM	VMA 324	24	19	AGANA	VCP 61	22	21	BRUNSWICK	VP 7	13	11
ABD ATKA	HU 2 DET 70	2	11		VAV 13	12	21		VP 11	13	11
ABD BOXER	HMLR 264	19	19		YW 1	10	21		VP 23	12	11
ABD CHMPLAIN	VAV 12 DET 34	5	11		VW 3	9	21		NAS 1 NAV DST	4	31
	VS 32	22	11		NAS	6	21		POOL BUWEPF FR	4	88
	HU 2 DET 34	1	11	AKRON	BWR AKRON	1	31	BUFFALO	BWR BUFFALO	1	31
	HMRM 461	7	19		BWR FR	1	88		BWR RDT&E	1	70
ABD DESMOINS	HU 2 DET 23	1	11	ALAMEDA	VA 23	13	21	BURBANK	BWR BURBANK	1	31
ABD EASTWIND	HU 2 DET 73	2	11		VF 24	13	21		BWR RDT&E	3	70
ABD FORRESSL	VF 102	13	11		VA 22	13	21		BWR FR	42	88
	VA 81	12	11		VF 21	14	21	CAMP PENDLET	VMO 6	21	29
	VF 103	14	11		VA 25	10	21	CECIL FIELD	VF 31	14	11
	VA 83	12	11		VP 9	12	21		VF 32	15	11
	VA 85	12	11		VP 19	12	21		VA 34	16	11
	VAH 5	10	11		VP 47	12	21		VA 36	16	11
	VFP 62 DET 42	3	11		NAS ALAMEDA	48	21		VF 174	29	11
	VAV 12 DET 42	4	11		CVA 61 RANGER	1	21		VA 12	12	11
	VAV 33 DET 42	4	11		CVA 31 RICHARD	1	21		VF 13	15	11
	HU 2 DET 42	2	11		CVA 14 TCNDRGA	1	21		VF 62	14	11
					CVA 34 ORISKNY	1	21		VA 106	12	11
					CVA 41 MIDWAY	1	21		VA 176	14	11
ABD GLACIER	HU 2 DET 69	3	11		CVA 43 CRL SEA	1	21		NAS 6 NAV DST	14	31
ABD INDEPEND	VFP 62 DET 41	4	11		NAS 12 NAV DST	26	31				
ABD INTREPID	VFP 62 DET 33	3	11	ANACOSTIA	O&R BUWEPF FR	311	88	CHASE	NAAS NAATC	119	43
ABD KEARSGE	HS 6	11	21		NAS ANACOSTIA	76	31	CHERRY POINT	MARS MWSS 27	13	19
ABD LEXINGTON	VA 212	14	21		HQ MC FLT SECT	14	39		H&MS 14	6	19
ABD MTMCKNLY	HU 2 DET 94	1	11		NARTU	35	50		H&MS 24	4	19
ABD NPT NEWS	HU 2 DET 25	1	11		NAS RDT&E	2	70		H&MS 32	4	19
ABD POCONO	HU 2 DET 92	1	11	ANNAPOLIS	NAF ANNAPOLIS	11	31		VMF 235	22	19
ABD PRINCETN	HMLR 362	19	29	ARGENTIA	VP 8	12	11		VMFAW 114	23	19
ABD RANDOLPH	VAV 12 DET 36	4	11		VW 11	15	11		VMFAW 115	22	19
	HU 2 DET 36	1	11		FASRON 106	2	11		VMA 224	22	19
					NAVSTA	5	11		VMA 225	18	19
ABD RANGER	VF 91	14	21	ATLANTA	NAS NART	28	50		VMCJ 2	18	19
	VF 92	14	21		NAS NART	28	50		VMR 252	15	19
	VA 93	12	21	ATSUGI	VR 21 DET	9	21		VMR 353	9	19
	VA 94	12	21		VMFAW 314	26	29		VMT 1	24	19
	VA 95	12	21		VU 5	17	21		MCAS	4	19
	VAH 6	10	21	AUSTRALIA	NAS	12	21		MCAS SO&ES	12	39
	VA 146	14	21		ATT MELBOURNE	1	21	CHILE	O&R BUWEPF FR	148	88
	VAV 13 DET M	5	21	BALTIMORE	BWR BALTIMORE	1	31	CHINA LAKE	MISSION VLPRSO	1	11
ABD RICHARD	VF 191	12	21		BWR RDT&E	2	70		VX 5	10	21
	VA 192	12	21		BWR FR	41	88		NAF 11 NAV DST	3	31
	VF 193	12	21	BARBERS PNT	GMSRON 1	16	21	CLEVELAND	NAF RDT&E	42	70
	VA 195	12	21		VP 6	12	21		NASA	1	70
	VA 196	10	21		VP 22	12	21	COLORADO SPR	COMNAVCONAD	4	31
	VAH 4 E	3	21		AIRBARSRON 2	38	21	COLOMBIA	MISSION BOGOTA	1	11
ABD ROOSEVLT	VF 14	12	11		VR 21	12	21	COLUMBUS	BWR COLUMBUS	2	31
	VF 11	12	11	BEAUFORT	FASRON 117	17	21		BWR RDT&E	15	70
	VA 15	13	11		VU 1	14	21		BWR FR	25	88
	VA 16	12	11		NAS 14 NAVDST	6	21	CRPS CHRISTI	NAS NAATC	161	43
	VA 46	12	11		VMF 122	21	19		O&R BUWEPF FR	1	88
	VA 172	12	11		VMF 333	20	19	CUBI PNT	H&MS 11	12	29
	VAH 11	7	11	BERMUDA	VMF 312	23	19		VMF 251	20	29
ABD TACONIC	HU 2 DET 93	1	11		VMA 331	20	19		VMFAW 531	20	29
ABD TANNER	HU 2 DET 76	1	11		MCAAS	7	39		VMFAW 542	20	29
ABD TICNDRGA	VF 51	12	21	BETHPAGE	VP 45	13	11		VU 5 DET A	3	21
	VA 52	10	21		VP 49	13	11	DAHLGREN	NAS CUBI PNT	23	21
	VF 53	12	21	BLOOMFIELD	NAVSTA	1	11		NAF	1	31
	VA 55	12	21		BWR RDT&E	17	70	DALLAS	NAS NART	49	50
	VA 56	12	21		BWR FR	18	88		BWR RDT&E	7	70
	VAH 4 N	3	21	BOSTON	BWR FR	2	88		BWR FR	51	88
ABD VALY FRG	VAV 12 DET 52	5	11	BRAZIL	INN	5	70	DAYTON	BWGR CEN DIST	3	31
	HU 2 DET 52	1	11		ONR	1	70	DENVER	NAVCROUT STA	2	31
ABD WALDO CO	HU 2 DET 82	1	11	BREMERTON	MISSION RIO DJ	1	11	OHARRAN AFB	HDQTRS CMEF	1	11
ABD YORKTOWN	VAV 11 DET T	4	21		CVS 12 HORNET	1	21	DOM REP	MISSION CUITRU	1	11
	VS 23	21	21	BROWN FIELD	CVS 10 YORKTWN	1	21	EDWARDS AFB	NLO	3	70
	HS 4	15	21		VU 3	18	21				
ADAK	NAVSTA 17 ND	2	21		VU 7	34	21				
					NAAS 11 NAVDST	1	31				

~~CONFIDENTIAL~~

DECLASSIFIED

CONFIDENTIAL

TOTAL PROGRAM AND NON-PROGRAM AIRCRAFT

TABLE 4 LOCATION OF AIRCRAFT INVENTORY BY ORGANIZATIONAL UNIT

LOCATION	UNIT	NO. OF A/C	COM-MAND	LOCATION	UNIT	NO. OF A/C	COM-MAND	LOCATION	UNIT	NO. OF A/C	COM-MAND
EST HARTFORD	BWR EST HRTFRD	1	31	KANEHOE	H6MS 13	10	29	MONTEREY	NAF 12 NAVDST	44	31
	BWR RDT6E	14	70		VMF 232	18	29		BWR RDT6E	1	70
	BWR FR	14	88		VMA 212	22	29		NAHA	GMSRON 1 DET S	2
ECUADOR	MISSION QUITO	1	11	KEY WEST	VMA 214	20	29	VP 4		14	21
					HMRL 161	13	29	NAF		5	21
EGYPT	ATT CAIRO	1	11		MCAS 14 ND	7	29	NEW IBERIA	NAAS NAATC	6	43
EL CENTRO	NPF	10	70	KINGSVILLE	DET	4	31		NEWPORT	CVS 40 TARAWA	1
					EL SEGUNDO	BWR EL SEGUNDO	3	31		KIRTLAND AFB	VF 101
BWR RDT6E	BWR FR	7	70	KODIAK					HS 1		14
					BWR FR	97	88	LAJES	VX 1	14	11
EL TORO	H6MS 15	6	29	LAKEHURST					NAS 6 NAV DST	7	31
					MARS 37	13	29	KIRTLAND AFB	NAAS NAATC	196	43
H6MS 33	4	29	KODIAK	NASWF							
				VMF 323	23	29	KODIAK	NASWF	8	70	POOL BUWEPS FR
VMF 334	23	29	KODIAK					VP 2	12	21	NEW YORK
				VMF 451	22	29	KODIAK	FASRON 114	1	21	
VMFAW 513	19	29	KODIAK					NAVSTA 17 ND	2	21	NAS NART
				VMA 211	26	29	KWAJALEIN	NAVSTA 14 ND	5	21	NORFOLK
VMA 223	26	29	LAJES					NAF	1	11	
				VMA 311	20	29	LAJES	NAF	1	11	VS 36
VMCJ 3	19	29	LAKEHURST					ZP 3	6	11	HS 3
				VMR 352	21	29	LAKEHURST	ZW 1	6	11	HS 7
HMRL 363	12	29	LAKEHURST					HU 2	28	11	VP 24
				HHS AFMPAC	7	29	LAKEHURST	NAS 4 NAV DST	3	31	VP 44
VMT 2	22	29	LAKEHURST					NARTU	14	50	VP 56
				MCAS SO6ES	9	39	LAKEHURST	NATFSI	13	70	VP 56
ELLYSON FLD	HTG 1	71	41					LANGLEY FLD	NAS	3	70
				FALLON	NAAS 12 NAVDST	4	31		LANGLEY FLD	NASA	1
FORT WORTH	BWR RDT6E	2	70					LITCHFLD PRK		NAS 11 NAV DST	2
				FUTEMA	H6MS 16	3	29		LITCHFLD PRK	STORAGE FACILITY	1887
HMRL 261	18	29	LITCHFLD PRK					STORAGE FACILITY		1887	88
				GLENVIEW	NAS NART	61	50	LONDON	FASRON SPC 200	7	11
GLYNCO	NAS	7	44						LONG BEACH	CVS 33 KERSRGE	1
				NAS	NAVCICOFFSCOL	47	44	LOS ALAMITOS		VS 37	22
GREECE	ATT ATHENS	1	11						LOS ALAMITOS	FASRON 4 DET A	2
				GROSSE ILE	NAS NART	44	50	LOS ANGELES		NAS NART	79
GTMO BAY	VMA 533	21	19						LOS ANGELES	LPH 6 THETIS B	1
				VU 10	11	11	11	MAYPORT		CVA 16 LEXIGTN	1
NAS GTMO BAY	7	11	11						MAYPORT	CVS 39 CHMPLAN	1
				HAITI	MISSION PTAUPR	1	11	MEMPHIS		CVA 42 FDR	1
ICELAND	FASRON 107	1	11						MEMPHIS	NAVSTA	3
				INDIA	ATT NEW DELHI	1	11	MEMPHIS		POOL BUWEPS FR	1
INDIANAPOLIS	AVIONICS FAC	1	31						MEXICO	ATT MEXICO CTY	1
				IRAN	ATT TEHRAN	1	11	MIDWAY		NAVSTA 14 ND	3
IWAKUNI	VQ 1	9	21						MINNEAPOLIS	NAS NART	32
				VP 28	12	21	MINNEAPOLIS	NAS NART		32	50
MARS 17	19	29	MIRAMAR					VF 111	16	21	VS 38
				H6MS 12	6	29	MIRAMAR	VA 112	11	21	VP 42
VMA 121	20	29	MIRAMAR					VA 113	13	21	VP 46
				VMA 332	19	29	MIRAMAR	VF 114	11	21	VP 48
VMCJ 1	15	29	MIRAMAR					VA 115	15	21	VR 21 DET
				VMR 253	20	29	MIRAMAR	VF 121	61	21	FASRON 4
MCAF IWAKUNI	3	29	MIRAMAR					VA 126	45	21	FASRON 110
				VA 35	13	11	MOFFETT FLD	VF 141	12	21	VRF 32
VA 44	75	11	MOFFETT FLD					VF 142	14	21	NAS NORTH ISL
				VFP 62	8	11	MOFFETT FLD	VA 144	13	21	NAS 11 NAV DST
VAP 62	8	11	MOFFETT FLD					VA 145	11	21	NORWAY
				VP 5	12	11	MOFFETT FLD	VCP 63	24	21	
VP 16	12	11	MOFFETT FLD					FASRON 12	10	21	OCEANA
				VP 18	13	11	MOFFETT FLD	NAS 11 NAV DST	13	31	
VW 4	8	11	MOFFETT FLD					VF 124	67	21	VF 33
				VU 10 DET	2	11	MOFFETT FLD	VA 125	33	21	VF 74
NAS 6 NAV DST	25	31	MOFFETT FLD					VF 151	15	21	VA 65
				NARTU	41	50	MOFFETT FLD	VA 152	14	21	VA 66
OGR BUWEPS FR	120	88	MOFFETT FLD					VA 153	13	21	VA 76
				JAVA	ATT DJAKARTA	1	21	MOFFETT FLD	VF 154	15	21
JOHNSVILLE	NAS 4 NAV DST	7	31						MOFFETT FLD	VA 155	12
				NADC	20	70	MOFFETT FLD	VF 211		14	21
JOHNSVILLE	NAS 4 NAV DST	7	31					MOFFETT FLD	VF 213	14	21
				NADC	20	70	MOFFETT FLD		VA 215	11	21
JOHNSVILLE	NAS 4 NAV DST	7	31					MOFFETT FLD	VA 216	12	21
				NADC	20	70	MOFFETT FLD		NAS 12 NAV DST	14	31
JOHNSVILLE	NAS 4 NAV DST	7	31					MOFFETT FLD	NASA	1	70
				NADC	20	70	MOFFETT FLD		NASA	1	70
JOHNSVILLE	NAS 4 NAV DST	7	31					MOFFETT FLD	NASA	1	70
				NADC	20	70	MOFFETT FLD		NASA	1	70
JOHNSVILLE	NAS 4 NAV DST	7	31					MOFFETT FLD	NASA	1	70
				NADC	20	70	MOFFETT FLD		NASA	1	70

CONFIDENTIAL

DECLASSIFIED

TABLE 4

LOCATION OF AIRCRAFT INVENTORY BY ORGANIZATIONAL UNIT

LOCATION	UNIT	NO. OF A/C	COM-MAND	LOCATION	UNIT	NO. OF A/C	COM-MAND	LOCATION	UNIT	NO. OF A/C	COM-MAND
OPPAMA	HU 1 DET 1 NAF	14 53	21 21	SANTA ANA	HMRL 163 HMRL 361 HMRL 462 MCAF	25 31 18 2	29 29 29 39	VIETNAM	MAAG SAIGON	1	21
PANAMA	COM FIFTEEN	1	11					WICHITA	BWR RDT&E	1	70
PANAMA CITY	MINEDFEDEVU	3	70	SAUFLEY FLD	NAAS NABTC	224	41	WILLOW GROVE	NAS NART	58	50
PT HUENEME	LPH 5 PRINCETN	1	21	SCHENECTADY	INSMAT	1	70	YOKOSUKA	COMNAVFORJAPAN	1	21
PORT ISABEL	NAAS NAATC	2	43	SEOUL	COMNAVFORKOREA	2	21	YUMA	MCAAS	9	39
PTXNT RIVER	VW 2 VW 13 VW 15 AEWTRAUNIT VR 1 NAS PTXNT RIV NATC RDT&E	8 10 11 5 13 18 112	11 11 11 11 11 31 70	SEATTLE	NAS NART	40	50		ARGENTINA ATOM ENER COMM BLATZ AIRLINES CAL AIR CHARTR CEN AIRLNE INC DEPT OF AGRI DEPT OF INT DEPT OF JUSTICE FED AVN AGENCY GEN ELEC CO LAKE CEN AIRLN NO CEN AIRLNS OZARK AIR INC TRANS TEX AIR	4 1 1 1 3 2 1 2 40 1 2 3 2 2 3 2 3 1	88 88 88 88 88 88 88 88 88 88 88 88 88 88 88 88 88 88 88
PEARL HARBOR	NAS 14 NAVDST	1	21	SO WEYMOUTH	NADU NAS NART NADU POOL BUWEP FR	2 54 11 1	31 50 70 88		U S ARMY USAF U S CG	7 3 1	88 88 88
PENSACOLA	NAS NABTC CVS 36ANTETAM NATECHTRAU OGR BUWEP FR	143 1 18 448	41 41 44 88	SO AFRICA	ATT CAPETOWN	1	11				
PERU	MISSION LIMA	1	11	ST LOUIS	BWR ST LOUIS BWR RDT&E BWR FR	1 11 7	31 70 88				
PHILADELPHIA	NATECHTRAU NAMC	1 3	44 70	TETERBORO	BWR TETERBORO	1	31				
PNT ARGUELLO	NMF	2	31	TAIWAN	VMO 2 COMSEVENTH FLT MAAG TSO YING NAVSECMAGTAIP	24 1 1 1	29 21 21 21			11945	
POINT MUGU	GMSRON 1 DET Z VX 4 PAC MISSLE RNG NAS 11 NAV DST USNMC RDT&E	10 28 59 8 15	21 21 31 31 70	THAILAND	MAAG BANGKOK	2	21				
PORT LYAUTEY	VR 24 VMR 252 DET NAF ADV BASE	7 3 4	11 19 11	TRINIDAD	NAVSTA	1	11				
PORT WASHNGT	NTDC	1	31	TULSA	OGR BUWEP FR	10	88				
QUANTICO	HMX 1 MCAS AES 12 MCAS AES 12	27 19 1	39 39 70	W PALM BEACH	BWR FR	3	88				
QUONSET PNT	VAW 12 VAW 33 VS 31 VS 39 HS 5 HS 9 HS 11 VX 6 VU 2 CVA 11 INTREPO NAS 1 NAV DST NATU OGR BUWEP FR	31 11 25 24 14 14 14 20 18 1 30 4 138	11 11 11 11 11 11 11 11 11 11 31 70 88	WHITING FLD	NAAS NABTC	357	41				
REAM FLD	HS 2 HS 8 HU 1 NAAS 11 NAVDST	14 13 38 1	21 21 21 31	WHDBY ISLAND	VAH 8 VAH 4 VAH 123 VAH 2 VP 1 VP 17 VP 50 NAS 13 NAV DST	6 16 22 9 12 12 11 12	21 21 21 21 21 21 21 31				
ROOSEVLT RDS	GMSRON 2 VP 10 FASRON 105 NAVSTA	19 13 1 11	11 11 11 11								
ROTA	V0 2 VP 26 NAVSTA	14 12 18	11 11 11								
SAN DIEGO	CVS 20 BENNING CVA 19 HANCOCK OGR BUWEP FR	1 2 204	21 21 88								
SANFORD	VAH 9 VAH 3 VAH 1 VAH 7 NAS 6 NAV DST	13 24 14 11 6	11 11 11 11 31								
SANGLEY PNT	VP 40 NAVSTA	12 6	21 21								

CONFIDENTIAL

DECLASSIFIED

~~CONFIDENTIAL~~

SECTION II AIRCRAFT INVENTORY, END OF MONTH

PROGRAM AND NON-PROGRAM AIRCRAFT

TABLE	PAGE
5...MAJOR PROGRAM CLASSIFICATION BY COMBAT AND NON-COMBAT TYPE AIRCRAFT	71
6...STATUS DISTRIBUTION BY CLASS AND COMMAND	72
7...STATUS DISTRIBUTION, 1950 TO DATE	73
8...NON-PROGRAM AIRCRAFT, STATUS DISTRIBUTION BY MODEL	74
9...PROGRAM AIRCRAFT, TYPE OF ORGANIZATIONAL UNIT BY CLASS	76
10...PROGRAM AIRCRAFT, ATLANTIC FLEET, TYPE OF ORGANIZATIONAL UNIT BY CLASS	78
11...PROGRAM AIRCRAFT, PACIFIC FLEET, TYPE OF ORGANIZATIONAL UNIT BY CLASS	79

SPECIAL TABLES

12...MAN-CARRYING DRONES BY COMMAND AND STATUS DISTRIBUTION BY MODEL	80
13...AIRCRAFT ON LOAN TO NAVY	80

CHARTS

1...AIRCRAFT INVENTORY AND PLANNED ASSIGNMENT DATA	69
2...MONTH-END INVENTORY OF PROGRAM AIRCRAFT BY STATUS, JUNE 1955 TO DATE	71
3...TOTAL NAVY PROGRAM AIRCRAFT BY ORGANIZATIONAL UNITS	77

~~CONFIDENTIAL~~

CONFIDENTIAL

STATUS OF NAVY AIRCRAFT INVENTORY

SCOPE OF SECTION II

Navy aircraft "inventory" is comprised of all aircraft which have been accepted, but not stricken, by the Navy. An aircraft is accepted when legal custody is assumed by the Navy, and is stricken when officially separated from Navy custody by the signature of the Deputy Chief of Naval Operations (Air) to the monthly notice "Separations From and Reinstatements To the Navy List of Aircraft".

Navy aircraft are presented under three basic classifications: STATUS, KIND OR CLASS and CONFIGURATION, and CUSTODY. "Status" refers to the classification of the functional employment or condition of aircraft; that is, generally, either undergoing, awaiting, or enroute to either operating, standard rework, special rework, storage, final disposition, or evaluation to determine next action. "Kind or Class and Configuration" refers to physical characteristics; as to general mission purpose of Navy aircraft design, e.g., fighter, attack, patrol, transport, etc. "Sub-Class" refers to the next lower level of classification into more specific mission purpose of design, e.g., all-weather, photographic, etc. "Custody" refers to organizational location; that is, administrative control of assignment, logistic support, and employment of aircraft; and, responsibility to account for and otherwise provide information about aircraft.

Included in Section II are selected inventory statistics for all Navy aircraft except non-man-carrying target drones and guided missiles. (Man-carrying drones and aircraft on loan to Navy are included in tables 12 and 13, but are excluded from all others in Section II.) Succeeding tables and listings represent successive breakdowns, in varying degree of detail, of current TOTAL INVENTORY.

GLOSSARY OF TERMS (AIRCRAFT)

TOTAL INVENTORY - Comprises all man-carrying Naval aircraft (including man-carrying drones) in the custody of all Navy and Marine organizations and units which have been accepted but not yet stricken. Total inventory may be divided into Program and Non-Program categories.

PROGRAM AIRCRAFT - Comprise all production aircraft in the physical custody of Navy and Marine units for which current or future operation within an authorized allowance is intended or can reasonably be expected. Stated differently, the program category includes operating, logistic support and reserve stock aircraft.

NON-PROGRAM AIRCRAFT - Comprise all aircraft of project development and service test (BIS) configuration, target drones (man-carrying), aircraft retired but not yet stricken (including contingency reserve), and aircraft on loan or on bailment contracts.

OPERATIONAL AIRCRAFT - This grouping includes all program aircraft in the controlling custody of the operating commands (COMNAVAIRLANT, COMNAVAIRFAC, CNATRA, CNARESTRA, NABS, and BUWEPS RDT&E) i.e., operating and operational pool aircraft.

OPERATING AIRCRAFT - are those aircraft in the custody of designated units for flight in performance of a Navy mission therefor, in accordance with, and in direct assignment against OPNAV planned operating assignments. Operating aircraft may be further classified by primary mission of unit having custody - "Combat", "Direct Combat Support", "Indirect Combat Support", "Air Training" and "Reserve (USNR-USMCR) Training".

LOGISTIC SUPPORT - Comprise aircraft in the Non-Operational Support and Operational Pool categories (see below).

OPERATIONAL POOL AIRCRAFT - are non-operating aircraft in custody of the operating command, i.e., pipeline aircraft in support of the operating program. Pool aircraft are often further classified as between "Ready For Issue" (those new or newly reworked aircraft awaiting issue to an operating unit) and "Not Ready For Issue" (aircraft in process of rework or return to BUWEPS).

NON-OPERATIONAL SUPPORT - aircraft are those in custody of BUWEPS (Fleet Readiness) for purposes of rework.

RESERVE STOCK - are program aircraft in the controlling custody of BUWEPS (FR) which are not currently and actively engaged in any of the various logistic processes (i.e., in, awaiting or enroute to operating or to rework) required in normal transition through standard service life.

CONTINGENCY RESERVE - aircraft are those which have been retired from the program inventory as a consequence of completion of standard service life but which have been retained in the inventory to alleviate mobilization deficiencies. Only those aircraft are retained in contingency reserve for which spare part support is available for at least one more overhaul and one more service tour.

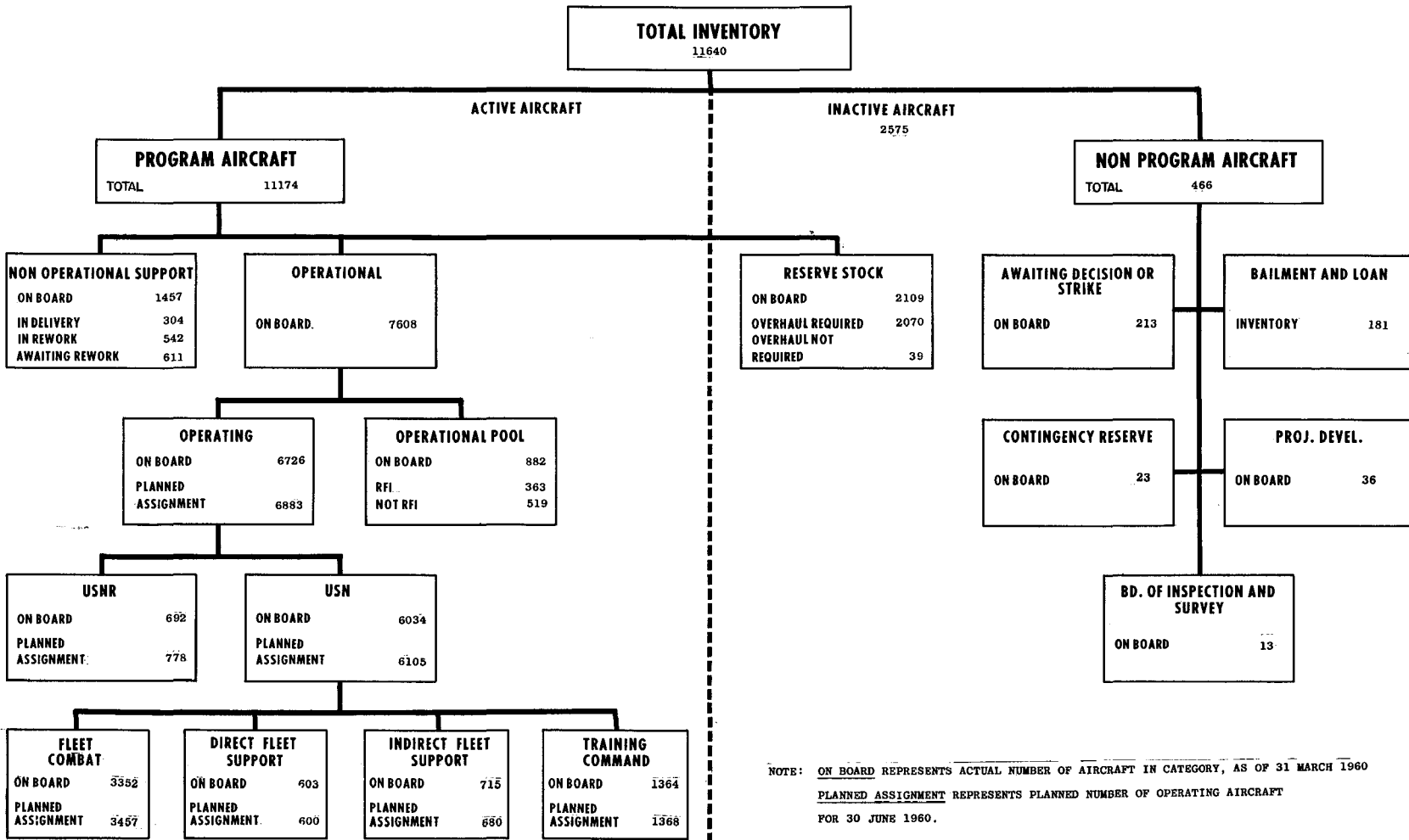
ACTIVE AIRCRAFT - Operating aircraft and aircraft currently engaged in logistic support of operating aircraft.

INACTIVE AIRCRAFT - Non-program and Reserve Stock aircraft.

CONFIDENTIAL

DECLASSIFIED

AIRCRAFT INVENTORY AND PLANNED ASSIGNMENT DATA



NOTE: ON BOARD REPRESENTS ACTUAL NUMBER OF AIRCRAFT IN CATEGORY, AS OF 31 MARCH 1960
 PLANNED ASSIGNMENT REPRESENTS PLANNED NUMBER OF OPERATING AIRCRAFT FOR 30 JUNE 1960.

DECLASSIFIED

69

CONFIDENTIAL

CONFIDENTIAL

DECLASSIFIED

TOTAL AIRCRAFT INVENTORY

CONFIDENTIAL

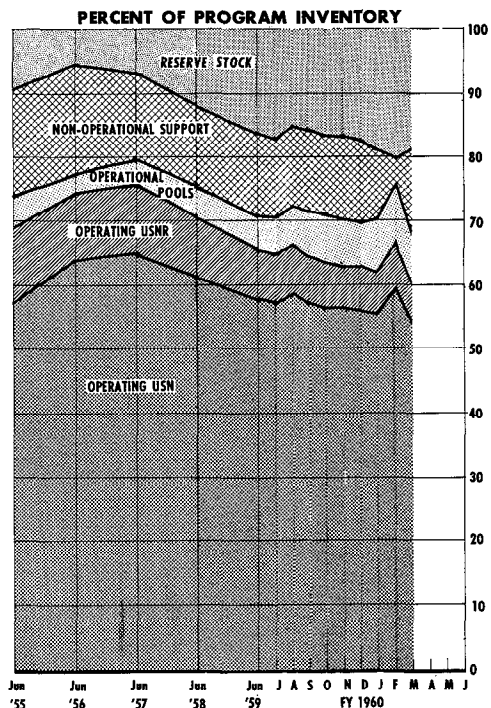
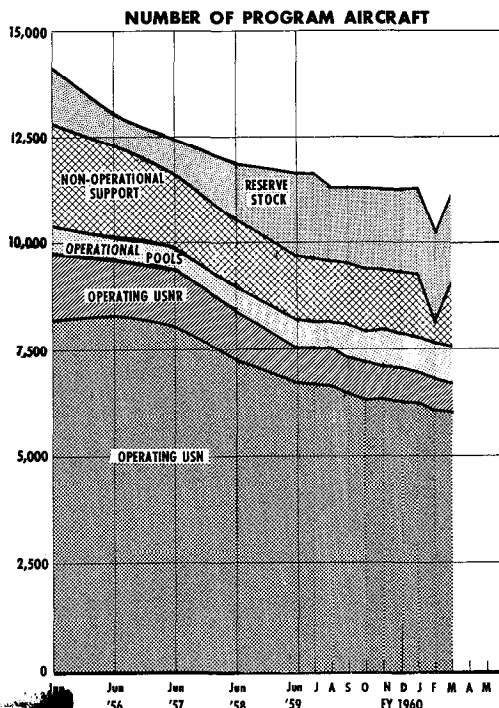
TABLE 5

MAJOR PROGRAM CLASSIFICATIONS BY COMBAT AND NON-COMBAT TYPE
PROGRAM & NON-PROGRAM

PROGRAM CLASSIFICATION	31 MARCH 1960					29 FEBRUARY 1960				
	GRAND TOTAL	HEAVIER-THAN-AIR			LIGHTER THAN AIR	GRAND TOTAL	HEAVIER-THAN-AIR			LIGHTER THAN AIR
		TOTAL	COMBAT TYPE	NON-COMBAT TYPE			TOTAL	COMBAT TYPE	NON-COMBAT TYPE	
TOTAL INVENTORY	11,640	11,617	7,305	4,312	23	11,658	11,621	7,365	4,256	37
PROGRAM AIRCRAFT	11,174	11,152	6,985	4,267	22	11,216	11,180	7,048	4,132	36
Operational	7,608	7,596	4,856	2,740	12	7,695	7,682	4,910	2,772	12
Operating	6,726	6,715	4,159	2,556	11	6,818	6,808	4,220	2,588	10
U. S. Navy	6,034	6,023	3,613	2,410	11	6,094	6,084	3,651	2,433	10
U. S. Navy Reserve	692	692	546	146	-	724	724	569	155	-
Operational pools	882	881	697	184	1	877	872	690	185	2
RFL	363	362	280	82	1	310	308	259	49	2
Not RFL	519	519	417	102	-	567	567	431	136	-
Non-Operational Support	1,457	1,455	976	479	2	1,454	1,425	1,025	428	1
Delivery	304	303	223	80	1	293	293	237	56	-
Rework	542	542	350	192	-	591	590	393	197	1
Avig. Rework	611	610	403	207	1	570	570	395	175	-
Reserve Stock	2,109	2,101	1,153	948	8	2,067	2,044	1,113	931	23
Overhaul Required	2,070	2,063	1,131	932	7	2,021	2,005	1,091	914	16
Overhaul Not Required	39	38	22	16	1	46	39	22	17	7
NON-PROGRAM AIRCRAFT	466	465	320	145	1	442	441	317	124	1
Awaiting Decision or Strike	213	213	164	49	-	186	186	150	36	-
Contingency Reserve	23	23	21	2	-	23	23	21	2	-
Project Development	36	36	28	8	-	37	37	30	7	-
Ballment and Loan	181	181	95	86	-	184	184	105	79	-
Board of Inspection and Survey	13	12	12	-	1	12	11	11	-	1

CHART 2

TOTAL PROGRAM AIRCRAFT BY STATUS
30 JUNE 1955 TO DATE



DECLASSIFIED

TABLE 6

TOTAL AIRCRAFT INVENTORY
STATUS DISTRIBUTION BY CLASS & COMMAND
PROGRAM & NON-PROGRAM

CLASS AND COMMAND	GRAND TOTAL	PROGRAM									NON - PROGRAM							
		TOTAL	OPERATING	LOGISTIC SUPPORT						RESERVE STOCK	TOTAL	AWTG. DE-CISION	AWTG. STRIKE	CONTINGENCY RESERVE	PRO-JECT DE-VELOP-MENT a/	BAIL-MENT & LOAN	BOARD OF INSPEC-TION & SURVEY	
				NON-OPERATIONAL SUPPORT		IN DELIVERY	IN REWORK	AWTG. REWORK	RFP									NOT RFP
				OPT'L. POOL														
TOTAL	11,640	11,174	6,786	363	519	304	542	611	2,109	166	144	69	23	36	181	13		
Fighter	2,688	2,587	1,241	133	204	45	81	115	768	101	25	2	15	11	44	1		
VF(DAY)JET	1,524	1,498	604	84	122	22	55	65	546	26	4	-	-	6	15	1		
VF(AW)JET	805	737	473	32	69	15	19	30	99	68	18	2	15	8	25	-		
VF(P)JET	231	228	92	17	10	4	2	1	102	3	-	-	-	-	3	-		
VF(D)JET	87	83	44	-	3	4	1	16	15	4	3	-	-	-	1	-		
VF(XD)JET	15	15	9	-	-	-	-	-	6	-	-	-	-	-	-	-		
VF(Q)JET	26	26	19	-	-	-	-	3	-	-	-	-	-	-	-	-		
Attack	2,506	2,331	1,445	89	115	112	99	175	296	175	74	56	6	8	21	10		
VA(DAY)JET	1,211	1,138	811	71	74	85	10	25	62	73	54	-	5	5	5	4		
VA(AW)JET	10	-	-	-	-	-	-	-	-	10	-	-	-	-	1	1		
VA(P)JET	27	23	18	-	-	-	-	-	-	4	-	-	-	-	2	2		
VA(Q)JET	18	15	9	-	2	2	2	-	-	3	-	-	-	-	1	2		
VA(H)JET	9	8	6	-	-	1	1	-	-	1	-	-	-	-	1	1		
VA(H)JET	156	150	115	-	24	1	9	1	-	6	-	-	-	3	3	-		
VA(DAY)PROP	716	644	332	11	10	18	55	82	136	72	16	55	1	-	-	-		
VA(AW)PROP	152	148	64	1	1	1	1	14	25	4	4	-	-	-	-	-		
VA(Q)PROP	199	199	86	2	3	1	12	23	72	1	-	-	-	-	-	-		
VA(F)PROP	1	1	-	-	-	-	-	-	1	-	-	-	-	-	-	-		
VA(Q)PROP	6	5	4	-	1	-	-	-	-	-	1	-	-	-	-	-		
VA(H)PROP	1	-	-	-	-	-	-	-	1	-	-	-	-	-	1	-		
Anti-Submarine	625	613	445	32	45	7	42	38	4	12	-	2	-	1	9	-		
VS	625	613	445	32	45	7	42	38	4	12	-	2	-	1	9	-		
Patrol	748	745	491	8	17	15	24	46	74	3	-	-	-	2	1	-		
VP(L)	560	558	371	7	14	13	61	36	56	2	-	-	-	1	1	-		
VP(LD)	6	6	5	-	-	-	-	-	-	-	-	-	-	-	-	-		
VP(S)	182	181	115	1	3	2	32	10	18	1	-	-	-	1	-	-		
Warning	442	440	28	8	12	2	2	-	11	2	-	-	-	-	1	2		
WV(WEA)	7	7	5	1	1	-	-	-	-	-	-	-	-	-	-	-		
WV(AEW)	127	126	90	7	18	-	-	-	11	1	-	-	-	-	1	-		
WV(Q)	8	7	3	-	-	2	2	-	-	1	-	-	-	-	-	1		
Observation	46	46	37	2	2	-	3	2	-	-	-	-	-	-	-	-		
VO	46	46	37	2	2	-	3	2	-	-	-	-	-	-	-	-		
Transport	613	567	405	4	28	13	53	3	61	46	-	-	-	-	46	-		
VT(H)	163	162	126	2	14	3	16	1	-	13	-	-	-	-	-	-		
VT(M)	370	327	244	2	6	9	34	1	61	43	-	-	-	-	43	-		
VT(C)	80	78	65	-	8	1	3	1	-	2	-	-	-	-	2	-		
Utility	194	189	94	1	5	2	12	13	55	5	5	-	-	-	-	-		
VU(SAB)	99	98	60	1	4	7	8	9	9	1	1	-	-	-	-	-		
VU(TOW)	79	76	25	-	1	4	3	3	42	3	3	-	-	-	-	-		
VU(TSD)	16	15	9	-	-	1	1	1	4	1	1	-	-	-	-	-		
Training	3,029	2,949	1,743	75	57	44	97	138	795	80	36	-	2	8	24	-		
VT(JET)	1,130	1,090	602	45	37	30	34	44	298	40	26	-	-	7	7	-		
VT(D)(JET)	16	13	8	-	-	-	-	-	4	3	-	-	-	-	1	-		
VT(XD)(JET)	9	7	1	-	-	-	-	-	6	2	-	-	-	-	1	-		
VT(MEP)(PROP)	723	714	469	7	4	-	1	11	222	9	7	-	-	1	1	-		
VT(MEP)(PROP)	39	39	28	-	-	-	-	2	9	-	-	-	-	-	-	-		
VT(SEB)(PROP)	1,054	1,053	622	23	16	12	59	80	241	1	-	-	-	-	1	-		
VT(S)(PROP)	42	17	3	-	-	1	1	2	15	25	2	-	-	-	23	-		
VT(MAV)(PROP)	6	6	3	-	-	-	-	-	-	-	-	-	-	-	-	-		
VT(D)(PROP)	10	10	10	-	-	-	-	-	-	-	-	-	-	-	-	-		
Rotary Wing	1,026	985	716	10	27	56	29	80	37	41	4	9	-	3	25	-		
HS	230	208	170	1	1	8	7	7	-	22	1	5	-	2	15	-		
HO	99	97	59	1	4	15	8	10	-	2	-	-	-	-	1	-		
HR(D)	334	334	255	8	13	25	14	19	-	-	-	-	-	-	-	-		
HR(M)	40	38	26	-	1	2	8	-	-	2	-	-	-	1	1	-		
HU	250	244	159	-	8	7	10	31	29	6	2	-	-	-	4	-		
HT	73	64	47	-	-	-	4	5	8	9	1	4	-	-	4	-		
Airships	22	22	11	1	-	-	-	1	8	1	-	-	-	-	-	1		
ZP	16	16	7	1	-	-	-	-	8	-	-	-	-	-	-	-		
ZW	7	6	4	-	-	1	-	1	-	1	-	-	-	-	-	1		
COMMAND																		
IAWT	2,078	2,078	1,829	124	125	-	-	-	-	-	-	-	-	-	-	-		
IAWS	2,537	2,536	2,147	147	242	-	-	-	-	1	1	-	-	-	-	-		
IAES	549	549	541	-	8	-	-	-	-	-	-	-	-	-	-	-		
IAZRA	1,468	1,468	1,364	57	47	-	-	-	-	-	-	-	-	-	-	-		
IART	812	812	692	34	86	-	-	-	-	153	-	-	-	36	104	13		
IRDTSE	318	165	153	1	11	-	-	-	-	-	-	-	-	-	-	-		
IUMEPS	3,878	3,566	-	-	-	304	542	611	2,109	312	143	69	23	-	77	-		

a/ Project Development - A new non-program aircraft category, established with 30 June 1958 data, which includes both the Research and Development "Y-Project" aircraft and Experimental aircraft.

DECLASSIFIED

TABLE 7

STATUS DISTRIBUTION BY CLASS & COMMAND
PROGRAM & NON-PROGRAM

CLASS AND COMMAND	GRAND TOTAL	PROGRAM							NON - PROGRAM							
		TOTAL	OPERATIONAL		NON-OPERATIONAL SUPPORT			RESERVE STOCK	TOTAL	AWTG. DE- CISION	AWTG. STRIKE	CONTIN- GENCY RESERVE	PRO- JECT DE VELOP- MENT ^{c/}	BAIL- MENT & LOAN	BOARD OF INSPEC- TION & SURVEY	
			OPER- ATING	LOGISTIC SUPPORT												
				RPI	NOT RPI	IN DELIVERY	IN REWORK									AWTG. REWORK
OPT'L. POOL ^{b/}																
30 JUNE																
1950	14,095	13,891	6,177	553	-	535	965	869	4,792	204	119	-	-	42	43	-
1951	13,532	13,174	7,369	797	-	610	1,053	877	2,468	358	269	-	-	43	46	-
1952	13,846	13,475	8,814	836	-	677	1,031	818	1,299	371	269	-	-	35	67	-
1953	14,723	14,012	9,946	1,167	-	685	835	675	704	711	574	-	-	33	104	-
1954	15,536	14,151	9,733	1,025	-	588	847	880	1,078	1,385	1,197	-	-	24	118	46
1955																
31 March	16,318	14,080	9,559	851	-	624	1,010	937	1,099	2,238	581	-	1,428	16	159	54
30 June	16,504	14,110	9,761	644	23	612	924	857	1,319	2,364	126	503	1,508	18	163	46
30 September	16,780	14,159	9,715	543	31	598	1,036	774	1,462	2,621	126	831	1,431	13	170	50
31 December	17,079	13,710	9,578	460	26	626	1,038	775	1,207	3,369	148	2,145	817	11	191	57
1956																
31 March	17,067	13,554	9,692	442	46	539	1,063	718	1,054	3,513	125	2,527	590	8	200	63
30 June	15,761	13,003	9,687	371	32	482	981	764	686	2,758	131	1,591	734	9	236	57
30 September	14,714	12,752	9,596	350	15	369	943	745	734	1,962	201	602	829	8	266	56
31 December	14,253	12,573	9,553	364	18	391	892	618	737	1,680	158	336	853	8	265	60
1957																
31 March	13,933	12,556	9,557	400	17	380	767	604	844	1,367	103	169	760	7	275	53
30 June	13,958	12,434	9,421	471	21	362	718	624	817	1,524	196	137	870	5	270	46
30 September	12,748	12,065	9,338	180	295	364	776	444	684	683	58	160	445	5	272	43
31 December	12,786	12,140	9,275	100	354	373	756	422	860	646	66	133	250	3	252	42
1958																
31 March	12,865	12,214	9,039	112	390	391	758	464	1,060	651	93	149	150	-	223	36
30 June	12,573	11,924	8,424	198	373	259	764	515	1,391	649	59	221	56	58	226	29
30 September	12,087	11,629	8,415	124	412	242	678	395	1,363	458	27	121	4	49	230	27
31 December	12,098	11,659	8,147	116	455	290	661	479	1,511	439	40	94	4	44	237	20
1959																
31 March	12,048	11,607	7,657	170	452	221	690	563	1,854	441	66	77	9	35	235	19
30 June	12,067	11,597	7,562	145	462	274	617	509	1,948	470	104	84	14	32	212	24
30 September	11,700	11,596	7,277	323	498	207	624	590	1,777	404	73	57	27	35	197	15
31 December	11,737	11,257	7,064	322	456	272	552	647	1,944	480	64	131	44	37	182	22
1960																
31 January	11,724	11,274	6,978	282	507	257	594	641	2,015	450	87	103	23	38	182	17
29 February	11,558	11,216	6,818	310	567	293	591	570	2,067	442	106	80	23	37	184	12
31 March	11,640	11,174	6,726	363	519	304	542	611	2,109	466	144	69	23	36	181	13

^{a/} Commencing with 30 April 1955 data, "Operational Pool" aircraft was broken by "For Use" and "For BUNEPS" until 30 June 1957. Commencing with 31 July 1957 data, "Operational Pool" aircraft is broken by "RPI" and "Not RPI".

^{b/} Includes aircraft both in "Awaiting Decision" and "Awaiting Strike" status for period June 1950 through 31 May 1957.

^{c/} Project Development - A new non-program aircraft category, established with 30 June 1958 data, which includes both the Research, Development, Test and Evaluation "Y-Project" aircraft and Experimental aircraft.

CONFIDENTIAL

~~CONFIDENTIAL~~

DECLASSIFIED

DISTRIBUTION OF NON-PROGRAM AIRCRAFT BY MODEL

TABLE 8

CLASS & MODEL	GRAND TOTAL	AWTG. DECISION	AWTG. STRIKE	MAP	CONT. RE-SERVE	BAIL-MENT	LOAN	PROJ. DEV.	BRD. OF INSP. & SURVEY	CLASS & MODEL	GRAND TOTAL	AWTG. DECISION	AWTG. STRIKE	MAP	CONT. RE-SERVE	BAIL-MENT	LOAN	PROJ. DEV.	BRD. OF INSP. & SURVEY
TOTAL	466	144	5	64	23	99	82	36	13										
Fighter	101	25	2		15	34	20	14	1	VA(H)JET	2					1			
VF(DAY)JET	26	4				9	5	7	1	A3D-2.....	2					2			
F8U-2.....	1					1				A3D-1.....	1					1			
YF8U-2.....	1								1	VA(DAY)PROP	72	16		22	1				
F8U-1.....	3					3				AD-6.....	1	1							
Y/F8U-1.....	3							3		AD-5.....	16	15			1				
F11F-1.....	3					2	1		3	AD-4A.....	55			55					
Y/F11F-1.....	3					1			3	VA(AW)PROP	4								
F11F-1F.....	1									AD-5N.....	4	4							
F9F-8.....	3	3								VA(G)PROP	1								
F9F-6.....	1	1								P4N-1Q.....	1								
F9F-2.....	4						4			VA(H)PROP	1								
F2H-2.....	1					1				AJ-1.....	1					1			
FJ-4.....	1					1			1	Anti-Submarine	12					9			1
Y/FJ-4.....	1									VS	12					9			1
VF(AW)JET	68	18	2		15	24	2	7		S2F-3.....	8					8			
F8U-2N.....	2					2				S2F-1.....	3			2		1			1
F2H-4.....	17	10			7					Y/S2F-1.....	1								
F2H-3.....	16	6	2		8					Patrol	3					1			2
F2H-2.....	4					4				VP(L)	2					1			1
F3H-2.....	2					2				P2V-7S.....	1					1			
F4H-1.....	10					10				Y/P2V-3W...	1								1
F3D-2.....	3	1				2				VP(S)	1								1
F3D-2N.....	2					2				Y/PBM-5S2..	1								1
F3D-1.....	2					1	1		7	Warning	2					1			1
F4D-1.....	1					1				VW(AEW)	1					1			
Y/F4D-1.....	7									WT-2E.....	1					1			
EX-1.....	1									VW(Q)	1								1
Y/P2Y-1.....	1	1								IYW-2Q.....	1								1
VP(P)JET	3					1	2			Transport	46					3	43		
F9F-8P.....	3					1	2			VR(H)	1						1		
VF(D)JET	4	3					1			R5D-5R.....	1							1	
F8U-1D.....	1						1			VR(M)	42					1	42		
F9F-6D.....	3	3								R4D-8.....	2						2		2
Attack	175	74	1	55	6	20	1	8	10	R4D-6.....	4						4		4
VA(DAY)JET	74	54			5	4	1	6	4	R4D-6R.....	23				1		22		22
Y/A4D-2.....	4									R4D-5R.....	10						10		10
A4D-2N.....	3									R4D-6Z.....	3						3		3
Y/A4D-2N.....	4									R4D-5B.....	1								1
A4D-1.....	2					1	1			VR(C)	2					2			2
Y/A4D-1.....	1									TF-1.....	2								
Y/F3J-1B.....	1																		
F9F-8B.....	59	54			5														
VA(AW)JET	10					9			1										
A3J-1.....	9					9													
YA3J-1.....	1								1										
VA(P)JET	4					2		2											
A3D-2F.....	2					2													
YA3D-2F...	2																		
VA(Q)JET	3					1		2											
A3D-2Q.....	1					1													
YA3D-2Q...	2																		
VA(HT)JET	3							2	1										
Y/A3D-2T..	1							1											
YA3D-2T..	1								1										
Y/A3D-1....	1							1											

DECLASSIFIED

DISTRIBUTION OF NON-PROGRAM AIRCRAFT BY MODEL

TABLE 8

CLASS & MODEL	GRAND TOTAL	AWTG. DECISION	AWTG. STRIKE	MAP	CONT. RE-SERVE	BAIL-MENT	LOAN	PROJ. DEV.	BRD. OF INSP. & SURVEY	CLASS & MODEL	GRAND TOTAL	AWTG. DECISION	AWTG. STRIKE	MAP	CONT. RE-SERVE	BAIL-MENT	LOAN	PROJ. DEV.	BRD. OF INSP. & SURVEY
Utility	5	5								Rotary Wing	41	4	2	7		24	1	3	
VU(SAR)	1	1								HS	22			5		15		2	
UF-2	1	1								HSS-2	8					8			
VU(TOW)	3	3								HSS-1	7					7			
JD-1	3	3								HSS-1N	5		5						
VU(T4D)	1	1								Y/HSS-1N ..	1							1	
JD-1D	1	1								Y/HSL-1 ...	1							1	
Training	80	36			2	7	27	8		HO	2	1				1			
VT(JET)	40	26				6	1	7		HOK-1	1					1			
T24-1	4	1				3				HOLS-3	1	1							
Y/T24-1 ...	4					1		4		HR(M)	2						1	1	
T2V-1	1					1				HR2S-1	2						1	1	
Y/T2V-1 ...	1							1		HU	6	2				4			
TV-2	24	24								HU2K-1	2					2			
Y/TV-2	1							1		HUL-1	1					1			
F3F-6T	4					2	1	1		HUP-2	3	2				1			
F3D-2T2 ...	1	1								HT	9	1	2	2		4			
VT(D)JET	3	2					1			HTK-1	3					3			
TV-2D	3	2					1			HTL-7	1					1			
VT(KD)JET	2	1					1			HTL-5	3	1	2			3			
TV-2KD	2	1					1			HTL-4	2		2			1			
VT(ME)PROP	8	7					1			Airships	1								1
SNB-5	8	7					1			ZN	1								1
VT(SB)PROP	2						1	1		YZPG-3W ...	1								1
Y/T-34B ...	1							1											
T-28B	1																		
VT(S)PROP	25				2		23												
R4D-6Q	8				1		7												
R4D-5Q	4				1		3												
R4D-6S	12						12												
R4D-5S	1						1												

CONFIDENTIAL

DECLASSIFIED

PROGRAM AIRCRAFT INVENTORY
TYPE OF ORGANIZATIONAL UNIT BY CLASS

TABLE 9

UNIT TYPE	TOTAL	CLASS OF AIRCRAFT													
		VF JET	VF PROP	VA JET	VA PROP	VS	VP	VW	VO	VR	VU	VT JET	VT PROP	H	Z
TOTAL	11174	2587		1334	997	613	745	140	46	567	189	1110	1839	985	22
OPERATING	6726	1241		959	486	445	491	98	37	405	94	611	1132	716	11
LOGISTIC SUPP	2339	578		313	277	164	180	31	9	101	40	191	220	232	3
RESERVE STOCK	2109	768		62	234	4	74	11		61	55	308	487	37	8
OPERATING UNITS															
FLEET COMBAT	3352	877		778	338	194	356	80	37	144		41	7	492	8
USN	2384	559		554	335	194	356	80		55				243	8
VF DAY	230	230													
VF AW	220	208		12											
VA JET	403	14		380	9										
VA PROP	227			23	204										
VA H	116			116											
VFP PHOTO	24	24													
VAW AEW	120				118	2									
VFAW	25	25													
GMGRU	27	27													
VQ ECH	15			8	4		3								
VAP PHOTO	8			8											
VCP PHOTO	38	31		7											
VS	192					192									
HS	140													140	
VP LAND	241						241								
VP SEA	112						112								
ZP	4														4
VW AEW WEA	34							33		1					
VW BARRIER	47							47							
ZW BARRIER	4														4
HU	103													103	
VR TAC SUPP	54									54					
USMC	968	318		224	3				37	89		41	7	249	
MAW HEDRONS	79				3					25		41	5	5	
VMF	160	160													
VMF AW	113	113													
VMA	224			224											
VMCJ	45	45													
VMR	64									64					
HMR	218									3				215	
VMO	65									34				29	
DIR FLEET SUPP	603	66		10	13	5	13	4		94	68	176	123	31	
USN	541	66		10	13	5	13	4		88	67	131	115	29	
OPTEVFOR	43	3		10	3	3	6			5	4	2	4	6	
FASRON	83							1		20	3	16	39	8	
VU	116	59			2	2				1	31	5	1	3	
FERRY SDRNS	5														
FLEET TRNG	153						5	3		10		106	28	1	
FLEET BASES	114	4			4					25	28	2	35	16	
CV & AV UTIL	27									23	1			3	
USMC	62									6	1	45	8	2	
FMF & FAHG	13									5		4	4		
VMT	39											39			
FLEET BASES	10									1	1	2	4	2	
IND FLEET SUPP	715	63		26	26	6	14	9		102	24	105	264	73	3
NABS & NAS	420	9		1	5	2	1	3		60	18	86	205	30	
HMX	27									2			14	27	
BWGR & BWR	16									10	3	10	3	8	
RDT & E	153	54		25	11	4	13	6		14	3	9	3	1	3
ATT & MISS	21									16		9	36	7	
USMCAS	78				10										
NATRA	1364	103		81	35	79	16	5		18	2	251	694	80	
BASIC	826	6			1					6	2	139	603	69	
ADVANCED	431	51		81	34	79	16			8		99	54	9	
TECHNICAL	107	46						5		4		13	37	2	
NART	692	132		64	74	161	92			47		38	44	40	
NON-OPERATING UNITS															
LOGISTIC SUPP	2339	578		313	277	164	180	31	9	101	40	191	220	232	3
OPTL POOLS	882	337		171	33	77	25	27	4	32	6	82	50	37	1
RFI	363	133		71	18	32	8	8	2	4	1	45	30	10	1
NOT RFI	519	204		100	15	45	17	19	2	28	5	37	20	27	
NON OPTL SUPP	1457	241		142	244	87	155	4	5	69	34	109	170	195	2
REWORK	304	45		92	20	7	15	2		13	9	30	14	56	1
ERY	542	81		24	75	42	94	2		53	12	34	63	59	
AWTG REWORK	611	115		26	149	38	46			3	3	13	45	80	1
RESERVE STOCK	2109	768		62	234	4	74	11		61	55	308	487	37	8
O/H REQUIRED	2070	762		58	230	4	66	11		60	55	306	474	37	7
O/H NOT REQ	39	6		4	4		8			1		2	13	1	

Chart 3

DECLASSIFIED

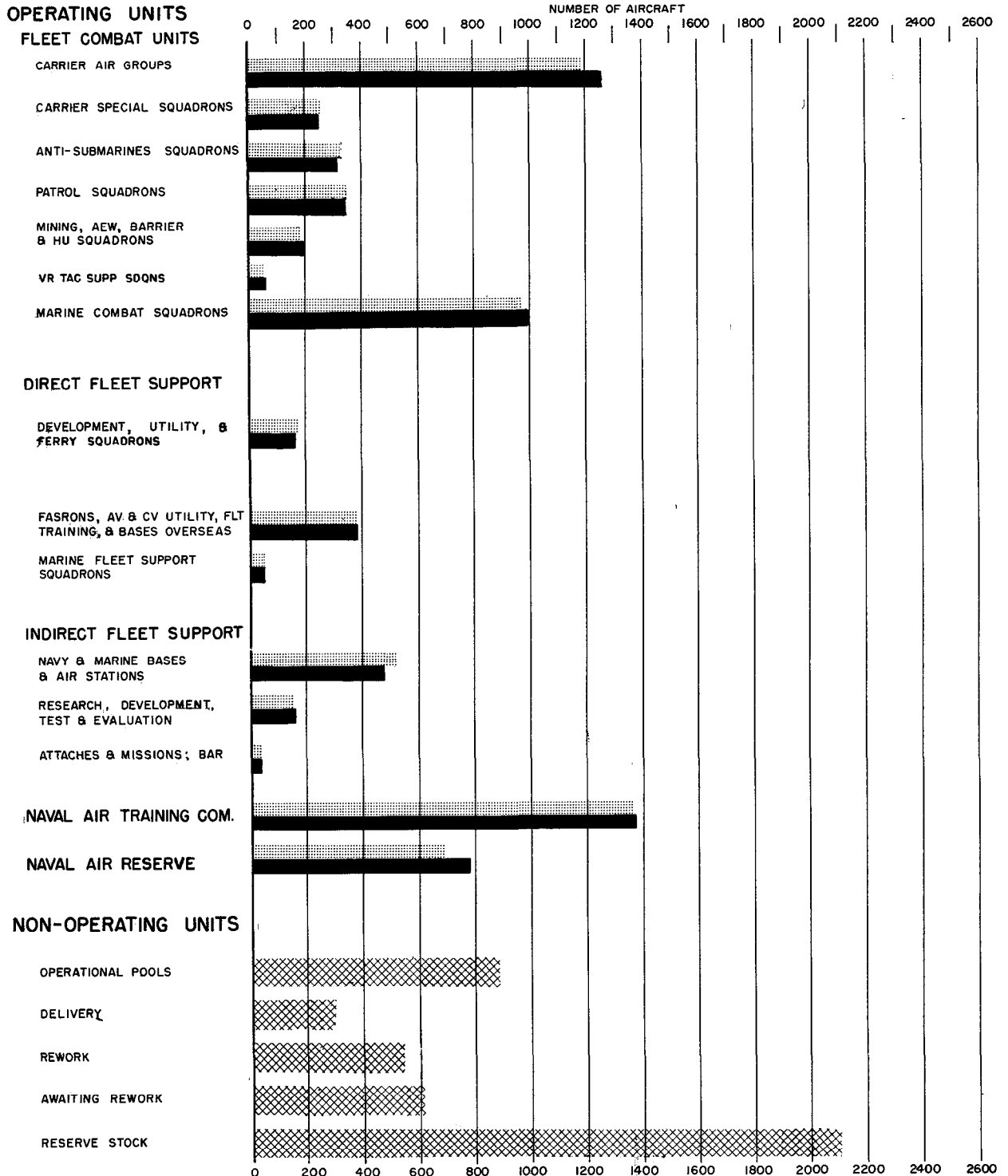
~~CONFIDENTIAL~~

TYPE OF ORGANIZATIONAL UNIT

▨ OPERATING INVENTORY
 ■ PLANNED ASSIGNMENT

▩ NON-OPERATING INVENTORY

(OPERATING INVENTORY VS PLANNED ASSIGNMENT)



~~CONFIDENTIAL~~

~~CONFIDENTIAL~~

PROGRAM AIRCRAFT INVENTORY
TYPE OF ORGANIZATIONAL UNIT BY CLASS
NAVAL AIR FORCE, ATLANTIC FLEET

DECLASSIFIED

TABLE 10

UNIT TYPE	TOTAL	CLASS OF AIRCRAFT													
		VF JET	VF PROP	VA JET	VA PROP	VS	VP	VW	VO	VR	VU	VT JET	VT PROP	H	Z
TOTAL	2078	480		405	179	145	202	58	14	134	31	110	.61	250	9
OPERATING POOLS	1829	406		356	161	121	195	40	12	127	29	76	52	246	8
	249	74		49	18	24	7	18	2	7	2	34	9	4	1
FLEET COMBAT	1549	376		356	157	116	184	37	12	61		11	1	230	8
USN	1169	244		263	154	116	184	37		25				138	8
VF DAY	105	105													
VF AW	105	105													
VA JET	176	4		163	9										
VA PROP	109			23	86										
VA H	64			64											
VFP PHOTO	24	24													
VAW AEW	57				57										
GMGRU	6	6													
VO ECM	10			5	2		3								
VAP PHOTO	8			8											
VS	116					116									
HS	87													87	
VP LAND	133						133								
VP SEA	48						48								
ZP	4														4
VW AEW WEA	15							15							
VW BARRIER	22							22							
ZW BARRIER	4														4
HU	51													51	
VR TAC SUPP	25										25				
USMC	380	132		93	3				12	36		11	1	92	
MAW HEDRONS	24				3					9		11	1		
VMF	76	76													
VMF AW	40	40													
VMA	93			93											
VMCJ	16	16													
VMR	27									27					
HMR	83													83	
VMO	21								12					9	
DIR FLEET SUPP	266	30			4	5	11	3		56	27	65	50	15	
USN	238	30			4	5	11	3		54	27	41	48	15	
OPTEVFOR	25				4	3	6			5	4		1	6	
FASRON	37					2				15	2		17		
VU	40	30						1			10				
FERRY SQDRNS	3									2			1		
FLEET TRNG	70						5	2		5		41	16	1	
FLEET BASES	49				4					15	10		13	7	
CV & AV UTIL	14									12	1			1	
USMC	28									2		24	2		
FMF & FAHG	6									2		2	2		
VMT	22											22			
IND FLEET SUPP	14									10	2			1	1
ATT & MISS	14									10	2			1	1
OPTL POOLS	249	74		49	18	24	7	18	2	7	2	34	9	4	1
RFI	124	35		17	10	12	5	8	2	4	1	19	9	1	1
NOT RFI	125	39		32	8	12	2	10		3	1	15		3	

~~CONFIDENTIAL~~

DECLASSIFIED
PROGRAM AIRCRAFT INVENTORY
TYPE OF ORGANIZATIONAL UNIT BY CLASS
NAVAL AIR FORCE, PACIFIC FLEET

~~CONFIDENTIAL~~
79

TABLE 11

UNIT TYPE	TOTAL	CLASS OF AIRCRAFT												
		VF JET	VF PROP	VA JET	VA PROP	VS	VP	VW	VO	VR	VU	VT JET	VT PROP	H
TOTAL	2536	740		521	198	90	181	52	27	134	46	155	83	309
OPERATING	2147	537		432	190	78	174	44	25	125	42	141	81	278
OPERATING POOLS	389	203		89	8	12	7	8	2	9	4	14	2	31
FLEET COMBAT	1803	501		422	181	78	172	43	25	83		30	6	262
USN	1215	315		291	181	78	172	43		30				105
VF DAY	125	125												
VF AW	115	103		12										
VA JET	227	10		217										
VA PROP	118				118									
VA H	52			52										
VAW AEW	63				61	2								
VFAW	25	25												
GMGRU	21	21												
VQ ECM	5			3	2									
VCP PHOTO	38	31		7										
VS	76					76								
HS	53													53
VP LAND	108						108							
VP SEA	64						64							
VN AEW WEA	19							18		1				
VN BARRIER	25							25						
HU	52													52
VR TAC SUPP	29									29				
USMC	588	186		131					25	53	30	6	157	
MAW HEDRONS	55									16	30	4	5	
VMF	84	84												
VMF AW	73	73												
VMA	131			131										
VMCJ	29	29												
VMR	37									37				
HMR	135								3				132	
VMO	44								22			2	20	
DIR FLEET SUPP	337	36		10	9		2	1		38	41	111	73	16
USN	303	36		10	9		2	1		34	40	90	67	14
OPTEVFOR	18	3		10			2	1		2	2	2	3	
FASRON	46				2					5	1	16	22	
VU	76	29			7		2			1	21	5	8	3
FERRY SQDRNS	2									2				
FLEET TRNG	83							1		5		65	12	
FLEET BASES	65	4								10	18	2	22	9
CV & AV UTIL	13									11				2
USMC	34									4	1	21	6	2
FMF & FAHG	7									3		2	2	
VMT	17										17	2		
FLEET BASES	10									1	1	2	4	2
IND FLEET SUPP	7									4	1		2	
ATT & MISS	7									4	1		2	
OPTL POOLS	389	203		89	8	12	7	8	2	9	4	14	2	31
RFI	147	90		33	6	7	1				1	1	1	8
NOT RFI	242	113		56	2	5	6	8	2	9	4	13	1	23

CONFIDENTIAL

**MAN-CARRYING DRONES
COMMAND AND STATUS DISTRIBUTION BY MODEL**

DECLASSIFIED

TABLE 12

MODEL	COMMAND						STATUS			
	GRAND TOTAL	LANT	PAC	NABS	RDT&E	BUWEPS	OPERATING	OPERAT'L. POOL	NON OPERAT'L. SUPPORT	RESERVE STOCK
TOTAL	305	6	15	27	29	228	77	-	96	132
F9F-6K2.....	2	-	-	1	-	1	1	-	1	-
F9F-6K2X.....	16	-	-	-	-	16	-	-	16	-
F9F-6K.....	127	6	15	15	21	70	57	-	6	64
F9F-6KX.....	130	-	-	-	-	130	-	-	73	57
F6F-5K.....	11	-	-	3	8	-	11	-	-	-
P4Y-2K.....	19	-	-	8	-	11	8	-	-	11

AIRCRAFT ON LOAN TO NAVY

TABLE 13

MODEL	TOTAL	CUSTODIAN	LOCATION
TOTAL	14		
B-45A	1	Research, Development, Test & Evaluation	BWR, Kansas City
C-47D	1	Research, Development, Test & Evaluation	INM, Boston
F-101A	2	Research, Development, Test & Evaluation	BWR, Columbus
F-104A	1	Research, Development, Test & Evaluation	BWR, Columbus
H-23D	1	Research, Development, Test & Evaluation	BWR, Palo Alto
H-25A	1	Research, Development, Test & Evaluation	BWR, Morton
H-37A	2	Research, Development, Test & Evaluation	BWR, East Hartford
HU-1	1	Research, Development, Test & Evaluation	BWR, Fort Worth
JRF-5G	1	Research, Development, Test & Evaluation	BWR, Elmhurst
PBM-5G	1	Research, Development, Test & Evaluation	BWR, San Diego
RE-66A	1	Research, Development, Test & Evaluation	BWR, Inglewood
RE-66B	1	Research, Development, Test & Evaluation	BWR, Columbus

CONFIDENTIAL